

TUNG SHUNG

**37 RA ON-LINE
(DOLEV 800)**

RAPID ACCESS PROCESSORS

**Installation, Operation
Maintenance, Service &
Parts Manual**

TUNG SHUNG MACHINERY CO.LTD
No. 39-43, JALAN TTC 25,
TAMAN TEKNOLOGI CHENG,
CHENG 75250 MELAKA, MALAYSIA.
TEL: (06) 3361011/3361012/3361013
FAX: (06) 3361014/3361015
EMAIL: tshung@pdjaring.my

PHOTOGRAPHIC EQUIPMENT
PHOTOGRAPHISCHE GERÄTE
EQUIPO FOTOGRAFICO

MODEL
TYPE
MODELO

TS-37RA ONLINE
WITH BRIDGE

SER. NO.
FABRIK NR.
NO. DE SERIE

03-03-01JAY

YEAR MFD.
BAUJAHR
HECHO EN

03/03

VOLTS
NENNSPANNUNG
VOLTAJE

196-264

PH
PHASE
FASE

1Ø

AMPS
NENNSTROM
CORRIENTE

20

WATTS
NENNAUFNAHME
VATIO

4.4KW

HZ
NENNFREQUENZ
FRECUENCIA

50-60

INSTALLATION DATE
MONTH YEAR

MANUFACTURER
HERSTELLER
FABRICANTE

Introduction

This section contains information for use when ordering common repair or replacement parts for all rapid access processors in width.

Structural parts such as frame members, tanks and outside panels are not shown as they usually do not require replacement during the normal service life of the processor. If you should need such parts, please contact us, and we will assist you in identifying and obtaining the needed parts.

Ordering Information

When ordering parts for the processor give the *part number, description and quantity required*, and the *model and serial number* of the processor for which it is intended.

Non-Illustrated Parts

The following parts some are not shown in the illustration, but may be ordered using the indicated part numbers.

Part Description	Part Number
Main Electronics Board (TS-8909-2)	E10-P015-2
Control Panel w / Touchpad (TS-8904)	E10-P013
Fixer Separate Cir. / Repl. (TS-9108-1)	E10-P020
Power Supply Transformer	D80-A001
Dryer Heater Protector 104°	M10-A003
DEV Heater Protector 50°C	M10-A002
Main Drive Motor (4IK25RGN-C)	M10-M002
Main Motor Sensor	E10-P017
Main Motor Chain (66T)	C80-C001
Dryer Fan	M10-M005
Circulation Pump (NH-40PX)	M10-P006
Replenisher Pump (Single Head) (Red)	M10-P021
Water Solenoid	M40-W001
Temperature Sensor (Dev. or Dryer)	M50-T003
Cable 26P 240cm Control Panel To Mother	E10-C006
Cable 10P 220cm Motherboard To Feed Sensor	E10-C003

Model 37RA

- | | |
|---|----------|
| 1 | ALG-A322 |
| 2 | ADT-A313 |
| 3 | ADT-A319 |
| 4 | ADT-B302 |
| 5 | ADT-B013 |
| 6 | ADT-B014 |
| 7 | ADT-A302 |
| 8 | ADT-A312 |

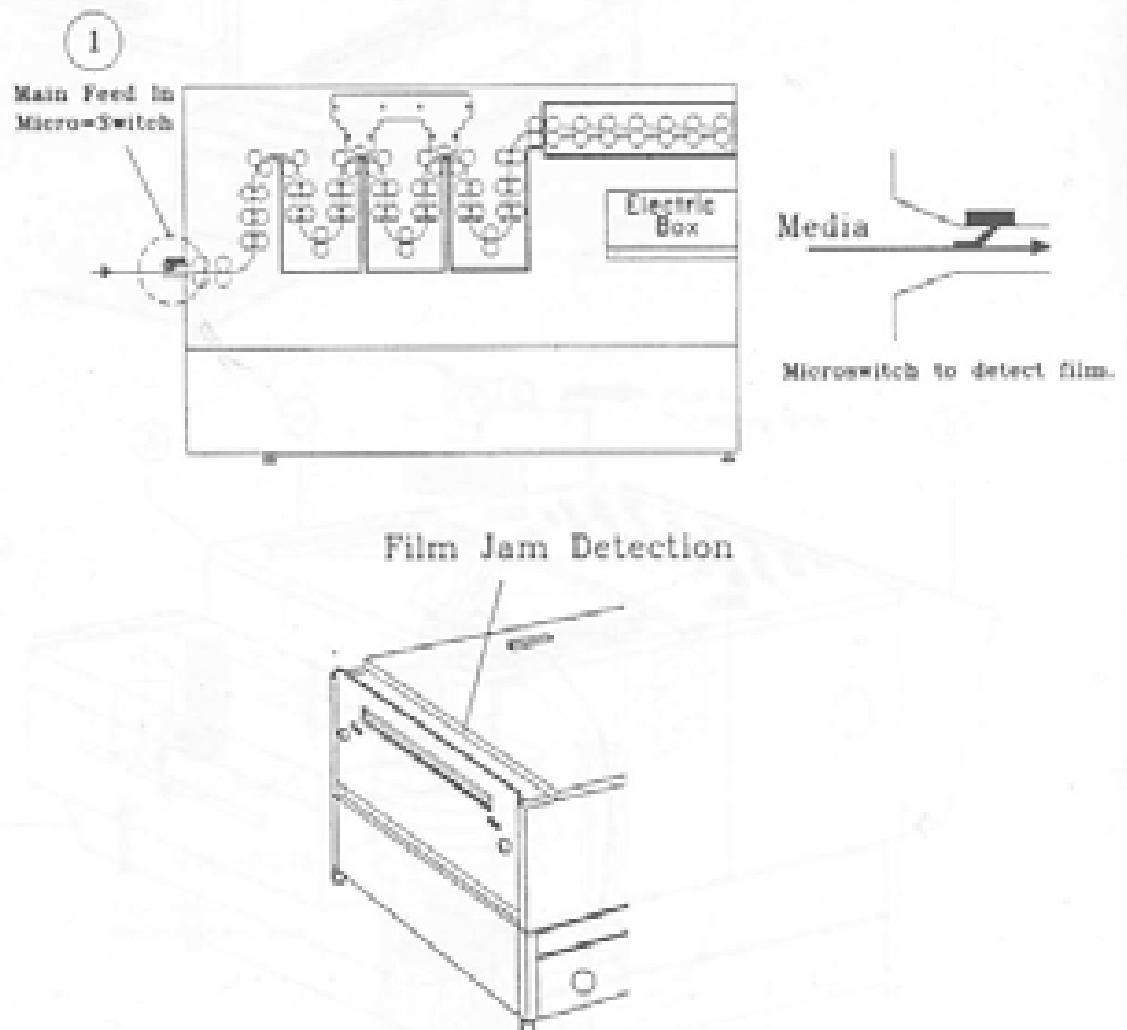

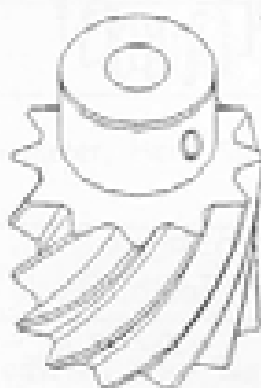


Figure 6-3. Location of Micro-Switch

C50-P001
12 Tooth, Black
Drive Shaft Gear
(Large I.D.)



C50-P002
12 Tooth, Black
Rock Gear
(Small I.D.)

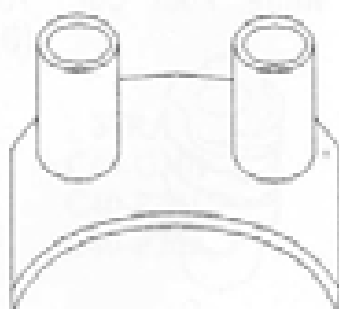


C50-P017-1
25 Tooth/ 16 Tooth
Dark Grey



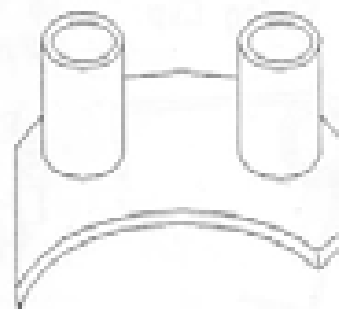
C30-B003 (for 17RA,22RA,27RA,
32RA,37RA)

Lower Turn-
Around Guide



C30-B005 (for 17RA,22RA,27RA,
32RA,37RA)

All Top Cross
Over Guides



C50-M003
16 Tooth, Black


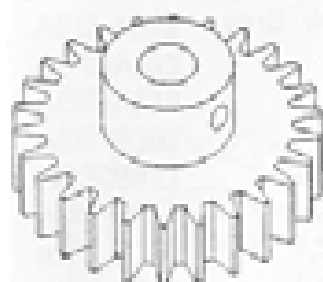
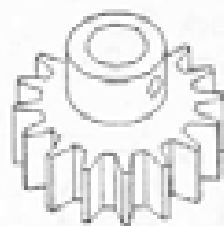


Figure 6-4. Gears & Cross Over Parts

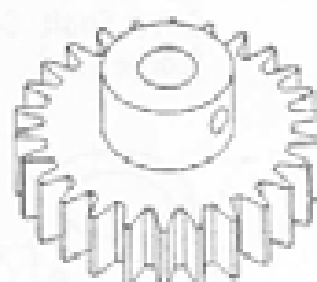
C50-P005
26 Tooth, Beige



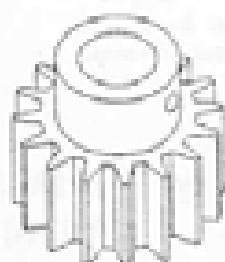
C50-P006-1
16 Tooth, Beige



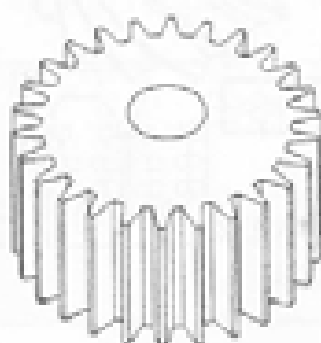
C50-P010
25 Tooth, Black




C50-P012
16 Tooth, Black



C50-P013
25 Tooth, Black




C50-P014
16 Tooth, Black



C80-S001
Spring Clip



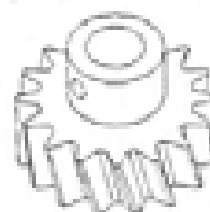
C50-P018
16 Tooth, s/White
(Dryer)



C50-P019
White, Four Cut



C50-P020
16 Tooth, s/Blue
(Dryer)



C70-P005-1
Dark Grey




C70-P003-1
(SQUARE)
Dark Grey



C70-P002-1
Dark Grey



C70-P001-1
Dark Grey



C70-P004
Grey (for Dryer)




Figure 6-5. Gears & Bearings