

KSB 40 x 58,5 cm = 15-3/4 x 23"

KSBA 46 x 58,5 cm = 18 x 23"

ERSATZTEILLISTE

PARTS BOOK

CATALOGUE DES PIECES DETACHEES

LISTA DE PIEZAS DE REPUESTO

**KSB
KSBA**

Wir empfehlen, dieses Buch im Büro aufzuheben, damit es im Bedarfsfall sofort zur Hand ist.

We recommend this book be kept in the office so that it is readily available when parts are needed.

Ce catalogue a sa place au bureau, où il sera consulté chaque fois que nécessaire.

Recomendamos guardar este libro en las oficinas para tenerlo a mano en caso necesario.

**ERSATZTEILLISTE
PARTS BOOK
CATALOGUE DES PIECES DETACHEES
LISTA DE PIEZAS DE REPUESTO**

**Original Heidelberger Zylinder
Original Heidelberg Cylinder
Heidelberg Originale à Cylindre
Original Heidelberg Cilindrica**

**KSB 40 x 58,5 cm = 15 - 3/4 x 23"
KSBA 46 x 58,5 cm = 18 x 23"**



HEIDELBERGER DRUCKMASCHINEN AG HEIDELBERG

How this parts book is designed

1. Parts book applies to the following models:

$$\begin{array}{lcl} \text{KSB} & = & 15\text{--}3/4 \times 23'' = 40 \times 58,5 \text{ cm} \\ \text{KSBA} & = & 18 \times 23'' = 46 \times 58,5 \text{ cm} \end{array}$$

2. Machine units or groups are illustrated and individual parts indicated on each photograph are identified with a part number.
3. Following each group illustration parts are listed in numerical sequence and described.
4. The various machine groups and parts descriptions are listed in the index and each group section identified by pages marked A to K.

How to find a part

5. Determine to which group section the part required belongs and then refer to the index for page number of that section or sections.
6. Select the illustration showing the part required and then refer to corresponding page listing part number and description.
7. Model KSB is the basic type. If a part is shown with only one part number, this number designation applies to model KSB as well as KSBA.

Example:

KSB 0171 Roller track steel plate (Section A 4)
Can be ordered for KSB and KSBA.

8. If the illustrations indicate both model prefixes, the correct model designation should be selected for the part being ordered.

Example:

KSB/KSBA 0706 Cylinder bearers, A.S. (Section A 1)
For model KSB part number KSB 0706 should be ordered.
For model KSBA part number KSBA 0706 should be ordered.

9. In many instances parts are listed with accompanying additional parts, which are not illustrated. In such instances locate the assembly containing the required part and then refer to parts description listing the various parts of an assembly.

Example:

KS 0305F Bed drive pinion gear (Section A 1)

with: KS 0303 bearing cover plate O.S.
KS 0304 bearing cover plate D.S.
KS 0306 pinion gear bearer ring
KS 0307 pinion gear shaft
KS 0309 bearing spacer
No. 22310 DIN 635 roller bearing
50 x 2 DIN 471 Circlip

If part number KS 0305F (illustrated) is used, KS 0306 bearer rings would be included with the pinion gear, while the other parts listed (not illustrated) make up the pinion gear assembly and can be ordered separately if desired.

If, however, a complete KS 0305F bed drive pinion gear is needed, it is not necessary to list all other parts of the assembly, but merely indicate KS 0305F bed drive pinion gear **complete**.

How to order a part

10. First, indicate the model and serial number of the machine for which parts are needed. The model and serial number is stamped on the press base below the impression cylinder on the operator's side.
11. Next, in addition to the model and serial number, list both the part number and description of the part (s) required.
12. On written, or telegraph orders to your dealer, the following wording is sufficient:
"Send by (Air, Freight, Parcel Post, etc.) one KSB 1947 spring for KSB 330 735."

Only when the model and serial number of the machine, part number and description of the part are correct, is there assurance that the right part will be supplied. If your spare parts order is not handled in the above mentioned way, it will be necessary to check back with you and thus delays in sending the parts are unavoidable.

We recommend to all owners of Original Heidelberg printing presses to always contact our agencies exclusively when spare parts are needed.

INDEX

Group Description

Part Numbers with Illustrations and Lists

Base

Main pinion gear and connecting rod
Type bed roller carriage
Type bed
Crankshaft
Speed controls

A 1, A 2, A 3, A 4, A 5, G 1, G 2
A 1, A 3
A 1, A 2, A 4
A 1, A 2
A 3, B 2
A 5, G 5

Gear Box, Flywheel, Brake

B 1, B 2, B 3, B 4, B 5, G 5

Inking apparatus, side frames, roller journal boxes, etc.

Ink fountain
Roller washing device
Form and delivery lighting

C 1, C 2, C 3, C 4, C 5, C 6, C 7, C 8
C 1, C 6
C 1
C 1, F 1

Impression Cylinder

Cylinder side frame and impression controls
Transfer grippers
Front guides
Cylinder brush
Sheet counter
Impression controls and tripping mechanism

D 1, D 2, D 3, D 4, D 5, D 6, G 4
D 1, D 2, D 3, D 4, D 5, D 6, G 2, G 3
D 2, D 3, D 4, D 5, D 6, G 5
D 4, D 5
D 1, D 5, D 6
D 1
B 1, D 1, D 2, D 4, E 3, G 2, G 3

Delivery assembly

Delivery pile mechanism
Air Pump

E 1, E 2, E 3, E 4, G 1, G 5
E 1, E 3, E 4, G 1, G 3, G 5
E 1, E 2, E 4, G 4

Feeder

Feed board and traveling feed gripper mechanism
Side guides

F 1, F 2, F 3, F 4, F 5, F 6, G 3, G 4, G 5
F 1, F 2, F 3, F 4
F 2, F 5

Powder Spray Apparatus

E 4, G 4, G 5, J 1

Central lubrication pump, oil distributors, fittings, oil tubes etc.

E 3, H 1

Guards, covers, oil drip pans, etc.

A 1, A 2, C 1, C 2, C 3, C 4, C 6, D 5, D 6, E 2,
E 3, F 3, G 1, G 4, G 5

Tools

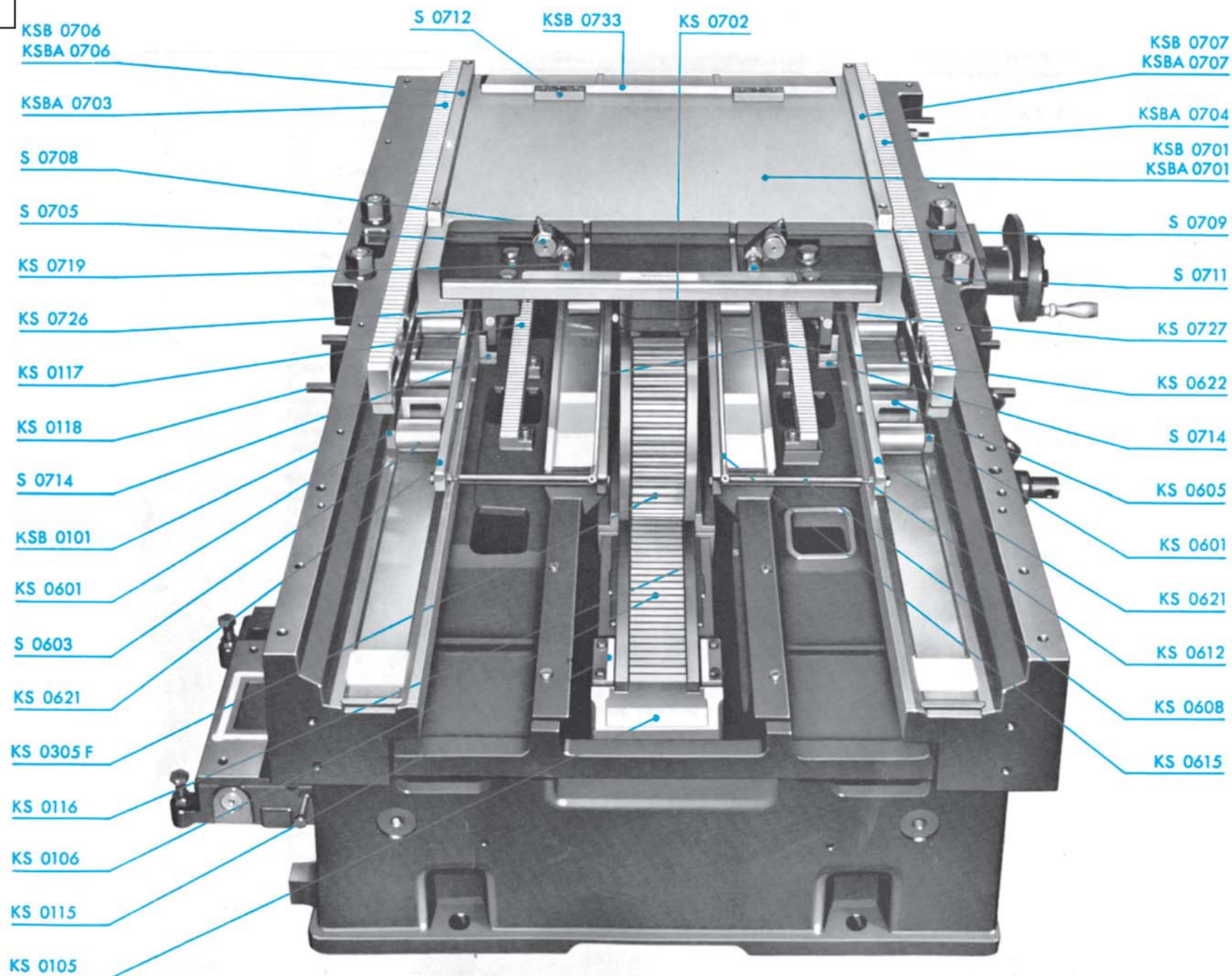
J 2

Extra Accessories

Perforating device
Device for locking form between bearers
Chases



K 1, K 2, K 3, K 4
K 1
K 2
K 2, K 3

A1

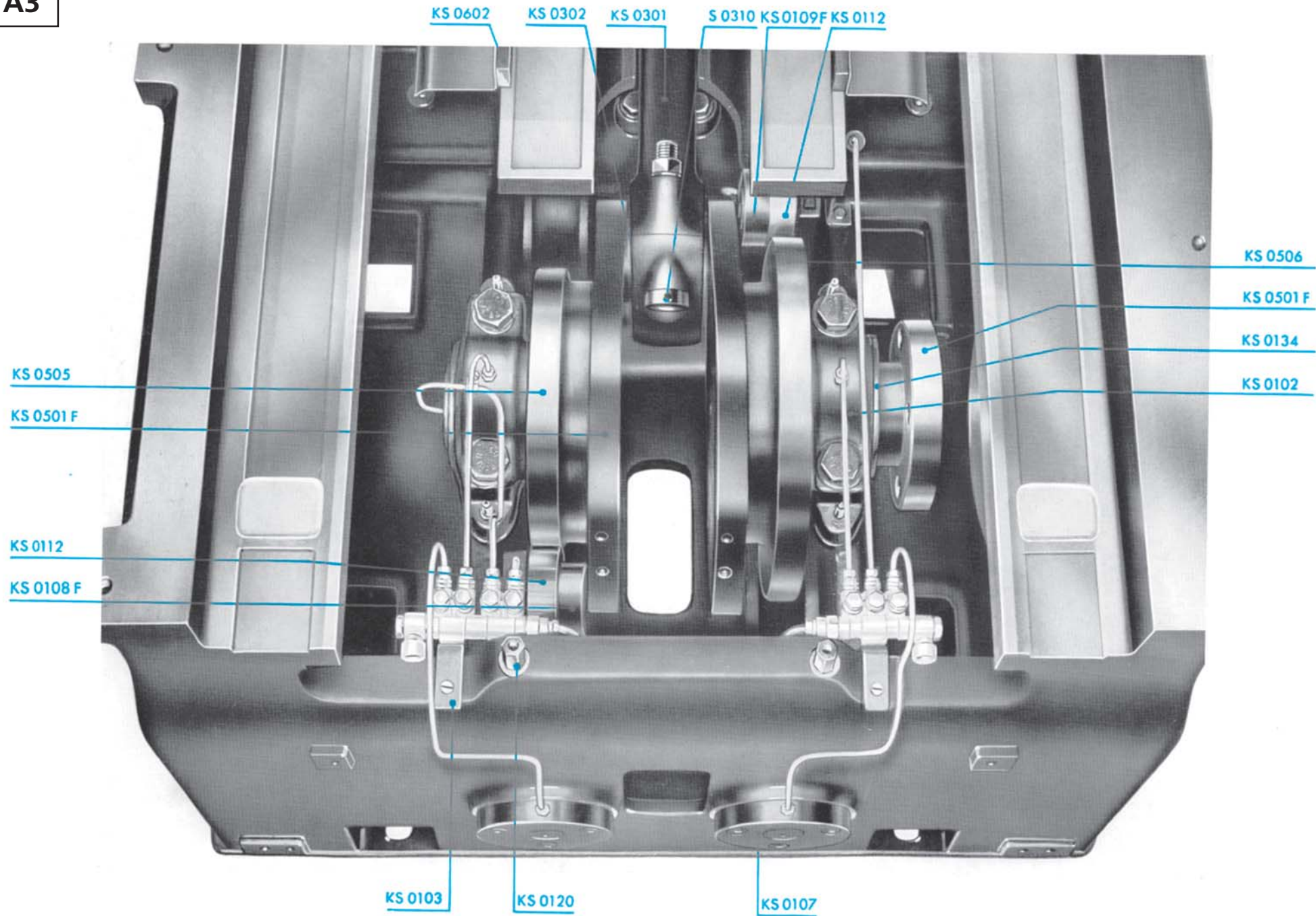


KSB 0101	Base	KS 0726	Type bed guide block D.S.
KS 0105	Gear rack guide frame	KS 0727	Type bed guide block O.S.
KS 0106	Lower bed drive gear rack		With:
KS 0115	Gear rack guide plate		S 0731 Guide block shim
KS 0116	Pinion gear bearer (Supplied only w/KS 106)	KSB 0733	Guard
KS 0117	Roller carriage gear rack — upper and lower	S 0708	Chase lock D.S.
	With:	S 0709	Chase lock O.S.
	KS 0607 Carriage spacer and gear housing	S 0705	Chase lock bolt
	S 0606 Spacer washer	KS 0719	Chase locking screw
	S 0609 Pinion gear	S 0711	Locking screw lock nut
	S 0610 Gear shaft	S 0712	Chase stop lug
	6202 Ball Bearing DIN 625	S 0714	Guide plate
	35 x 1.5 Circlip DIN 472		For KSB: Order KS 0720, 0726 or 0727
KS 0118	Journal box stop stud		Type bed guide block — Shim S 0731
KS 0305F	Bed drive pinion gear (Supplied only w/KS 0106 and KS 0702)		For KSBA: Order S 0720, S 0726, S 0727
	With:		Type bed guide block — Shim S 0731
	KS 0303 Bearing cover plate O.S.		
	KS 0304 Bearing cover plate D.S.		
	KS 0306 Pinion gear bearer ring		
	KS 0307 Pinion gear shaft		
	KS 0309 Bearing spacer		
	22310 Roller bearing DIN 635		
	50 x 2 Circlip DIN 471		
KS 0601	Roller carriage Tufnal side plate		
KS 0621	Roller carriage Tufnal side plate		
KS 0622	Roller carriage Tufnal side plate		
KS 0605	Side plate spacer		
KS 0608	Carriage spacer bolt		
KS 0612	Roller carriage re-enforcing side plate		
KS 0615	Oil pipe O.S.		
S 0603	Type bed roller		
KSB 0701	Type bed		
	With:		
	KS 0117 Roller carriage gear rack		
	S 0118 Gear rack shim		
	KS 0720 Type bed guide block		
KS 0702	Upper bed drive gear rack		
	With:		
	KS 0116 Pinion gear bearer		
	KS 0728 Grease pipe		
	KS 0729 Pipe clamp		
KSBA 0703	Cylinder segment gear rack D.S.		
	With:		
	KS 1104 Cylinder segment gear D.S.		
KSBA 0704	Cylinder segment gear rack O.S.		
	With:		
	KS 1103 Cylinder segment gear O.S.		
KSB/KSBA			
0706	Cylinder bed bearer D.S.		
KSB/KSBA			
0707	Cylinder bed bearer O.S.		


A2



KS 0153	Cover plate
KS 0155	Cover plate guide
KS 0156	Guard D.S.
KS 0157	Guard O.S.
KS 0617	Guard
KS 0618	Guard D.S.
KS 0619	Guard O.S.
KS 0623	Guard D.S.
KS 0624	Guard O.S.
KSB/KSBA 0733	Guard
KSB/KSBA 0734	Guard
KS 0720 } S 0720 }	Type bed guide block — Shim S 0731
KS 0722	Gear rack shim




KS 0102	Crankshaft bearing cap
	With:
	S 0121 Dowel pin
KS 0103	Lubrication distributor unit bracket
KS 0107	Gear rack carrier support shaft
KS 0108F	Gear rack carrier O.S.
	With:
	KSB 0162 Potective cover screw
	S 0119 Rack carrier shim
KS 0109F	Gear rack carrier D.S.
	With:
	KSB 0162 Protective cover screw
	S 0119 Rack carrier shim
KS 0112	Cam roller
	With:
	KS 0113 Cam roller stud
	KS 0119 Shim
KS 0120	Spacer bolt
KS 0134	Crankshaft bearing cpl.
	With:
	KS 0114 Oil felt
KS 0301	Connecting rod
KS 0302	Connecting rod bearing cap
	With:
	KS 0316 Connecting rod bearing
	S 0320 Oil felt
S 0310	Connecting rod bolt
KS 0501F	Crankshaft
	With:
	S 0508 Crankshaft plug
KS 0505	Main cam O.S .
KS 0506	Auxiliary cam D.S.
KS 0602	Roller carriage Tufnol side plate




KSB 0170	Roller track steel plate
KSB 0171	Roller track steel plate
SBB 0110	Roller track oil gate
KS 0601	Roller carriage Tufnol side plate
KS 0602	Roller carriage Tufnol side plate
KS 0605	Side plate spacer
KS 0607	Carriage spacer and gear housing
KS 0608	Carriage spacer bolt
KS 0611	Spacer plate
KS 0612	Roller carriage re-enforcing side plate
KS 0614	Oil pipe D.S.
KS 0615	Oil pipe O.S.
KS 0621	Roller carriage Tufnol side plate
KS 0622	Roller carriage Tufnol side plate
	With:
	KS 0613 Spacer plate
S 0603	Type bed roller
S 0604	Side plate spacer
S 0609	Pinion gear
	With:
	S 0610 Gear shaft
	S 0606 Spacer washer
S 0616	Tube clamp
S 1133	Hex-head screw

A5

KS 100.042 KS 100.031 KS 100.040 KS 100.044 KS 100.041 KS 100.038




A 1 KS 100.042 KSB 100.045




KS 100.030 KS 100.029 KS 100.028 KS 0127 KS 100.023 KS 0122


KS 0122	Motor base
KS 0127	Guide rail
KS 100.023	Motor mounting base
(100.024)	With:
	KS 100.025 Threaded bushing
KS 100.028	Bearing bracket
KS 100.029	Threaded spindle
	With:
	51104 DIN 711 Thrust bearing
	B 20 DIN 705 Collar
KS 100.030	Bevel gear
KS 100.031	Speed control bearing bracket
KS 100.038	Sprocket shaft
	With:
	KS 100.032 Speed control crank
	KS 100.037 Crank pinion gear stud
	KS 100.039 Pinion gear
KS 100.040	Pointer gear-free
KS 100.041	Pointer gear-fixed
KS 100.042	Sprocket
KS 100.044	Pointer
KSB 100.045	Sprocket shaft
A 1	Speed control roller chain
	With:
	KS 100.047 Chain guard



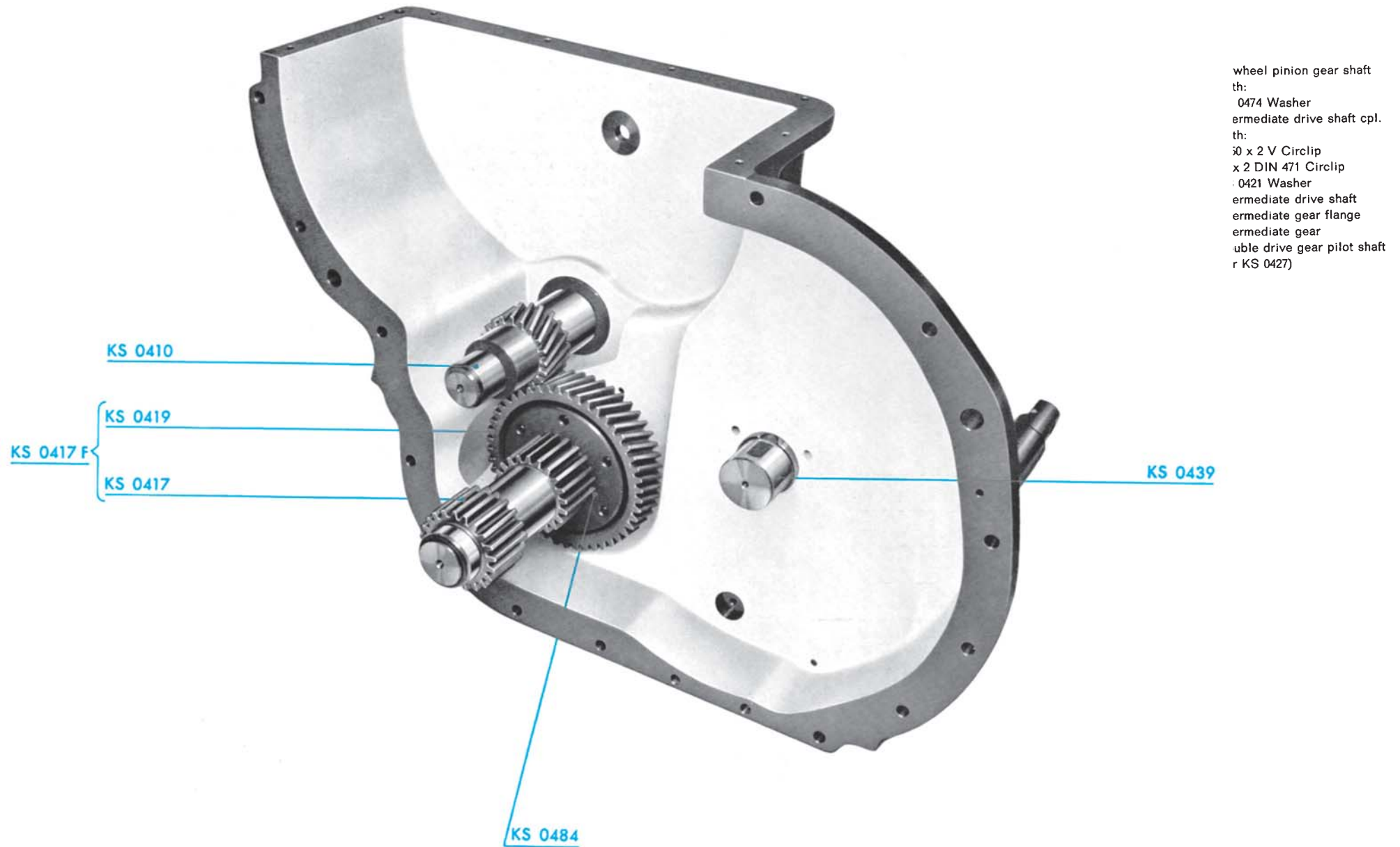
KS 0401	Gear box — inner portion With: KS 0405 Crank drive shaft bushing KS 0477 Dowel pin KS 0479 Gasket KS 0478 Packing ring	KS 0447	Brake shoe shaft With: 25 x 1.2 DIN 471 Circlip
KS 0402	Gear box — outer portion With: KS 0477 Dowel pin T 0185 Lead packing ring	KS 0448	Cam roller stud With: 12 x 1 DIN 471 Circlip
KS 0404	Flywheel (for 1360 R.P.M. Motor — 50 cycles) With: S 0477 Oil seal	KS 0449	Brake lining
or		KS 0452F	Oil dip stick With: S 0455 Dip stick head
KS 0480	Flywheel (for 1705 R.P.M. Motor — 60 cycles) With: S 0477 Oil seal	KS 0470	Spacer washer
or		KS 0476	Spring rod head
KS 0481	Flywheel (for 1185 R.P.M. Motor — 42 cycles) With: S 0477 Oil seal	S 1339	Shouldered bolt
KS 0411	Oil filter With: T 0182 Gasket	T 1527	Cam roller
KS 0412	Brake support shaft		
KS 0413	Brake treadle		
KS 0424	Crank stud With: KS 0426 Washer 32 x 1.5 DIN 471 Circlip		
KS 0425	Connecting link With: NK 32/20 INA Needle bearing		
KS 0429	Drive gear With: KS 0450 Bushing		
KS 0437F	Brake shoe With: KS 0471 Spacer washer		
KS 0438	Brake lever		
KS 0439	Double drive gear pilot shaft		
KS 0440	Cap bolt		
KS 0441	Brake regulating bolt		
KS 0442	Crank stud With: KS 0426 Washer 22 x 1.5 DIN 471 Circlip		
KS 0443	Washer		
KS 0444	Compression spring		
KS 0445	Spring rod		
KS 0446	Spring rod guide		




- KS 0414** Bearing housing
KS 0423 Intermediate gear
With:
KS 0431 Bushing
KSB 0502 Crank drive shaft (part of KSB 0501F)
With:
KS 0514 Spring washer
KS 0504 Coupling bolt



- KS 0403** Intermediate gear journal (for KS 0423)
With:
KS 0420 Gear retainer ring
- KS 0406** Bearing housing
With:
NK 50/35 INA Needle bearing
62 x 2 DIN 472 Circlip
- KS 0408** Drive gear shaft
KS 0409 Washer
KS 0427 Double driving gear
With:
KS 0428 Bushing
KS 0430 Bushing
KS 0434 Bushing
- KS 0432** Connecting link shaft
KS 0433 Connecting link
With:
KS 0435 Bushing
- KS 0436** Crank lever connecting pin
D 1 NUL 50 DIN 5412 Roller bearing
KS 0503 Crank drive shaft lever (part of KSB 0501F)





- KS 0407** Oil seal housing
With:
KS 0474 Washer
3212 Din 628 Ball bearing
- KS 0410** Flywheel pinion gear shaft
- KS 0415** Threaded bearing adjusting cap
- KS 0416** Flanged bearing housing
With:
KS 0421 Washer
3210 DIN 628 Ball bearing
- KS 0451** Oil pipe
- KS 0482** Cover plate
- KS 0483** Gasket

KS 0407

KS 0410


KS 0482

KS 0483

KS 0451

KS 0415

KS 0416



KSB 0811	Fountain base with: KSB 0820 Support shaft KSZ 0831 Spring rod KSZ 0832 Compression spring T 0819 Fountain divider	KS 10187	Cam lever handle
KSB 0812	Fountain end plate D.S.	KS 10189	Fluid container bracket
KSB 0813	Fountain end plate O.S.	GT 2354F	Wash-up fluid container
KSB 0817F	Fountain blade	S 1072	Spring rod
KSB 0831	Fountain screw tension band	S 10118	Shouldered bolt
T 0824	Fountain adjusting screw	KS 10120F	Fountain latch screw complete with: KS 1087 Stop bracket
KS 1056	Spring rod guide with: KS 1090 Compression spring	T 0453	Cam roller
KS 10112	Stop stud	KS 180001F	Lighting fixture with: KSB 10127 Fixture bolt
KS 10121	Fountain latch	KS 3306	Gear rack guide
KS 10124	Gear guard D.S. with: KS 10177 Washup lever stud		
KS 10125	Gear guard O.S. with: KS 10177 Wash-up lever stud		
KS 10172	Wash-up cam D.S.		
KSB 10174	Wash-up cam shaft		
KS 10175	Wash-up blade lever O.S. with: KS 10182 Spring rod guide stud		
KS 10176	Wash-up blade cam lever D.S. with: T 1532 Spring rod head KS 10182 Spring rod guide stud		
KSB 10179	Wash-up blade support bar with: KSB 10178 Clamp bar KSB 10180 Wash-up blade		
KSB 10181F	Wash-up sludge basin with: KS 2138 Angle		
KS 10183	Spring rod guide		
KS 10184	Spring rod with: KS 10185 Compression spring		

- KSB 1010** Bearing housing
with:
KSB 1037 Bushing
- KSZ 1049** Bearing housing
with:
KSB 1037 Bushing
- KS 1094** Ink control handwheel
KS 10104 Handwheel shaft
KS 10109 Guard O.S.
KS 10114 Sight cover
KS 10295F Form Roller journal box, cpl.
KSBA 1029 Rider roller journal box bracket
with:
KSBA 1031 Bearing housing

KS 10114

KS 10104

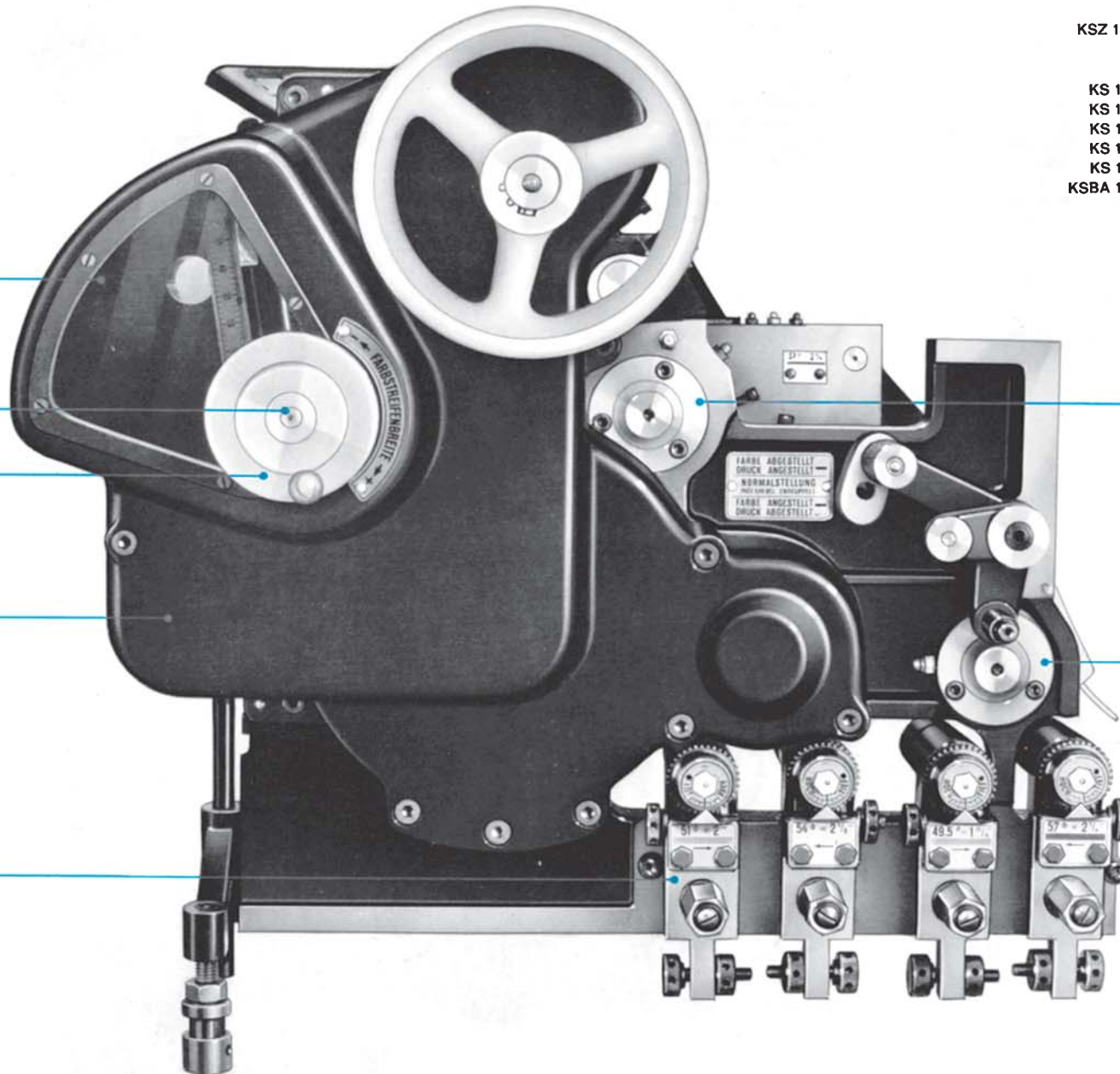
KS 1094


KS 10109

KSB 1010

KSZ 1049

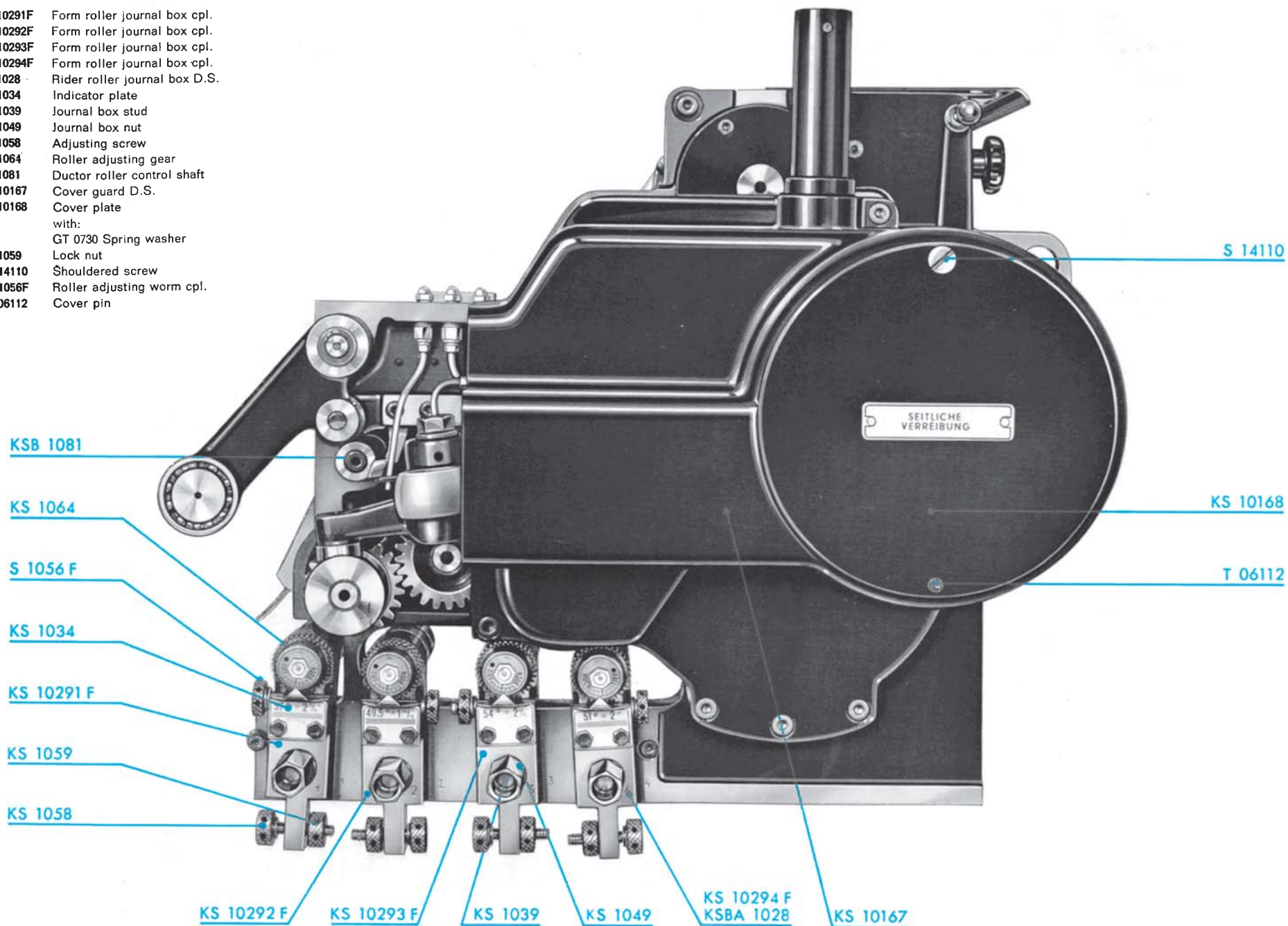
KS 10295 F
KSBA 1029



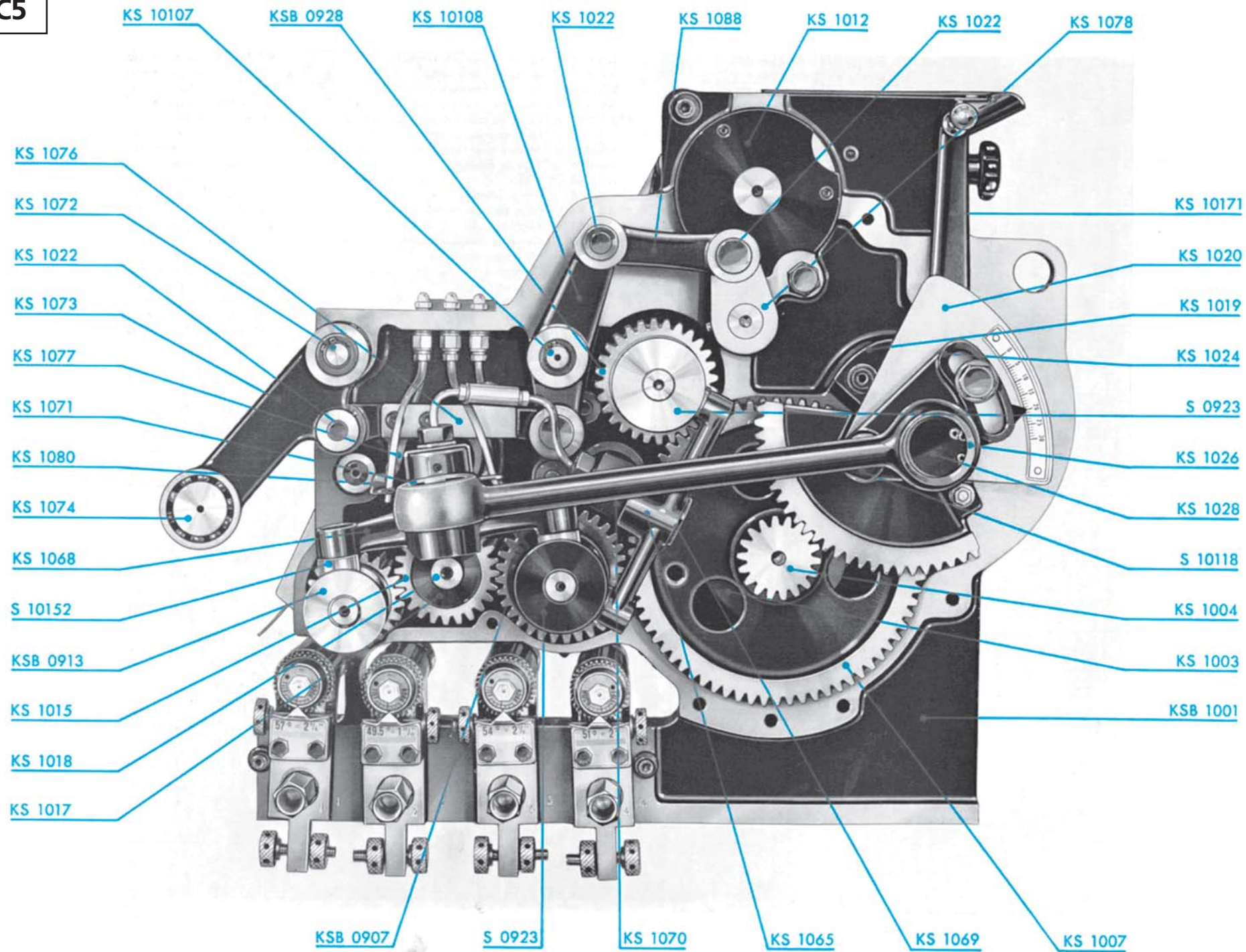


KSB 0805	Over-running clutch lever with: KSB 0806 Over-running clutch cage FF 88 KSB 0807 Bushing (in lever) KSB 0808 Clutch sleeve (on fountain shaft)	KS 1095	Guide piece
KSZ 10161	Shouldered stud	KS 1096	Guide piece
KS 0821	Fitted bolt	KS 1097	Guide block with: KS 1623 Washer 14 x 1 DIN 471 Circlip
KSB 0810	Cover washer	KS 1098	Threaded spindle
KS 0914	Middle distributor cylinder gear	KS 1099	Bearing plate with: T 1149 Bushing
KS 0931	Washer	KS 10103	Collar
KSB 1002	Side frame O.S.	KS 10105	Stud
KS 1050	Flanged bearing housing O.S. with: KS 1006 Spacer collar 6006 DIN 625 Ball bearing J 55 x 2 L Circlip 30.5 x 46.5 x 0.6 Spring retainer ring	KS 10106	Washer
KS 1007	Intermediate drive gear	KS 10111	Indicator plate
KS 1011	Pinion gear with shaft O.S.	KS 1059	Lock nut
KS 1014	Ductor roller shaft bushing	S 1083	Control lever handle
KSB 1021	Connecting link with: NK 14/16 INA Needle bearing	S 1084	Plunger with: T 0234 Compression spring
KS 10295F	Form roller journal box cpl. with: KS 1041 Journal box stop	KSB 3308	Adjusting nut
KSBA 1029	Rider roller journal box O.S.	KS 3308	Safety guard gear rack
KS 10296F	Form roller journal box cpl.	KS 3314	Guide piece
KS 10297F	Form roller journal box cpl.	KS 3315	Threaded stud
KS 10298F	Form roller journal box cpl.		
KS 1036	Journal box stud		
KS 1049	Journal box nut		
KS 1058	Adjusting screw		
KSB 1081	Ductor roller control shaft		
KS 1082F	Ductor control lever with: KS 1084 Torsion spring T 0245 Plain stem screw		
KS 1083	Ductor shaft stop lever		
KS 1085	Stud		
KS 1089	Segment gear with: KS 10100 Hexagon nut KS 10101 Stud T 1149 Bushing 6003 DIN 625 Ball bearing 17 x 1 DIN 471 Circlip		
KS 1091	Bevel gear with: KS 1092 Bushing KS 10110 Bushing		
KS 1093	Tension washer		


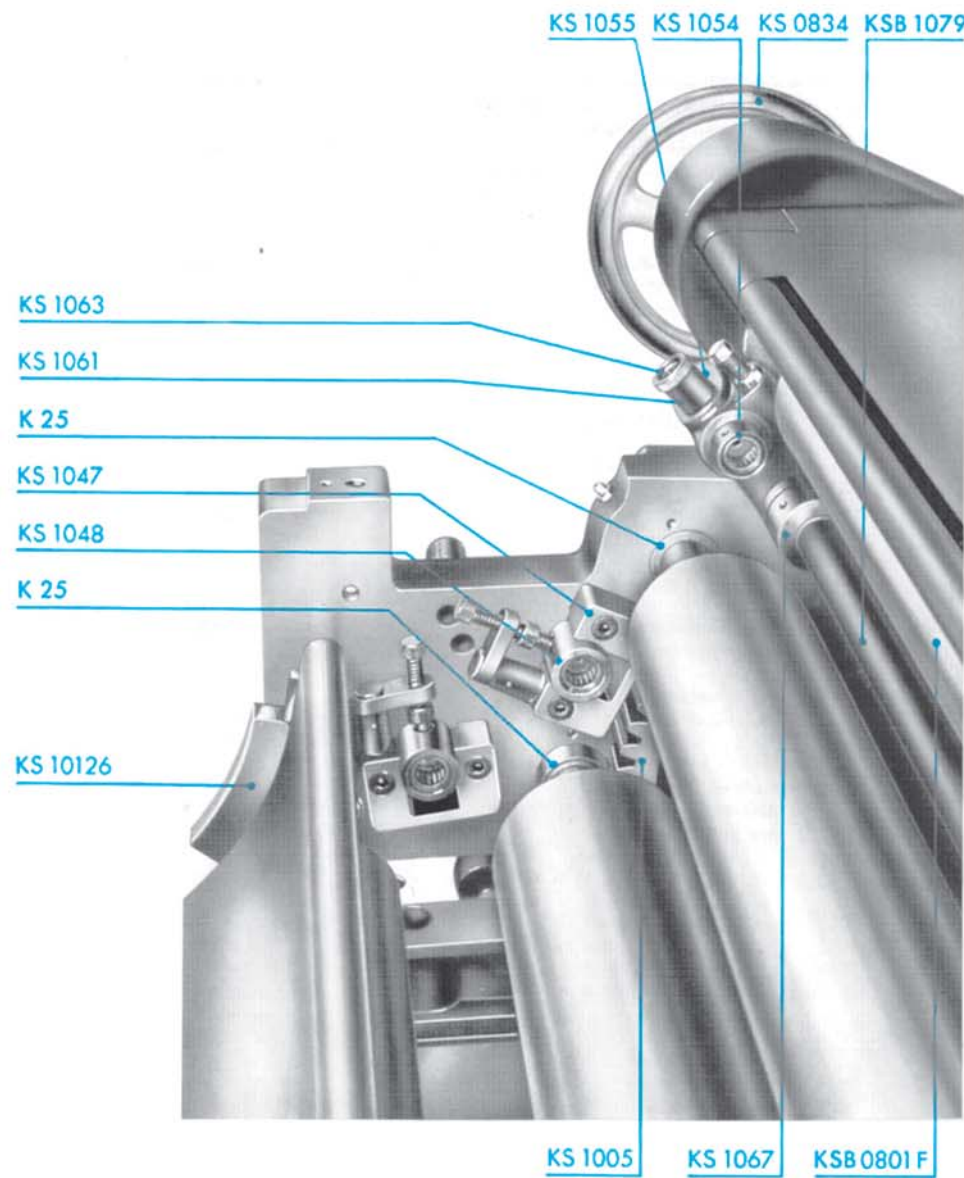
KS 10291F	Form roller journal box cpl.
KS 10292F	Form roller journal box cpl.
KS 10293F	Form roller journal box cpl.
KS 10294F	Form roller journal box cpl.
KSBA 1028	Rider roller journal box D.S.
KS 1034	Indicator plate
KS 1039	Journal box stud
KS 1049	Journal box nut
KS 1058	Adjusting screw
KS 1064	Roller adjusting gear
KSB 1081	Ductor roller control shaft
KS 10167	Cover guard D.S.
KS 10168	Cover plate
	with:
	GT 0730 Spring washer
KS 1059	Lock nut
S 14110	Shouldered screw
S 1056F	Roller adjusting worm cpl.
T 06112	Cover pin



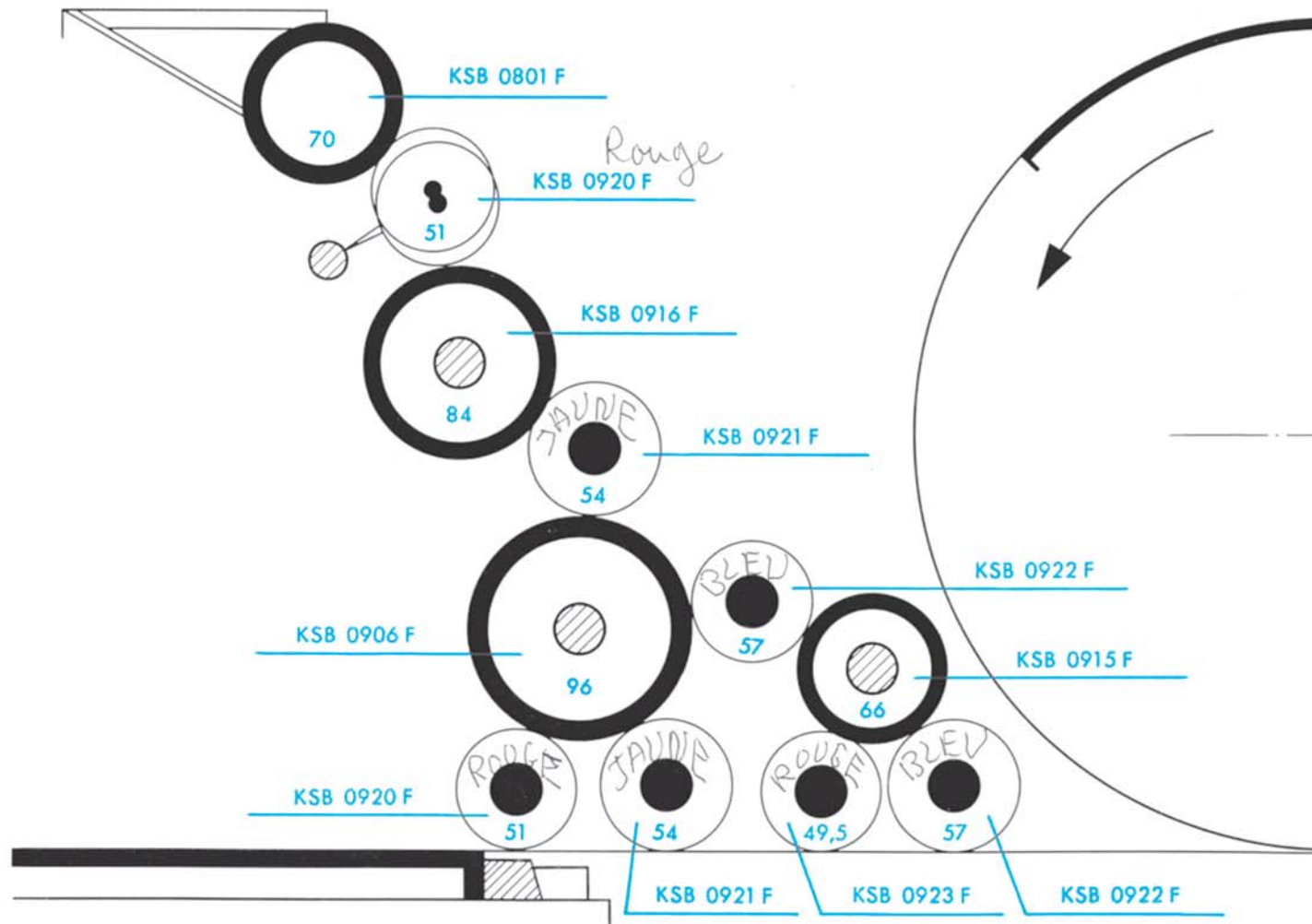
C5



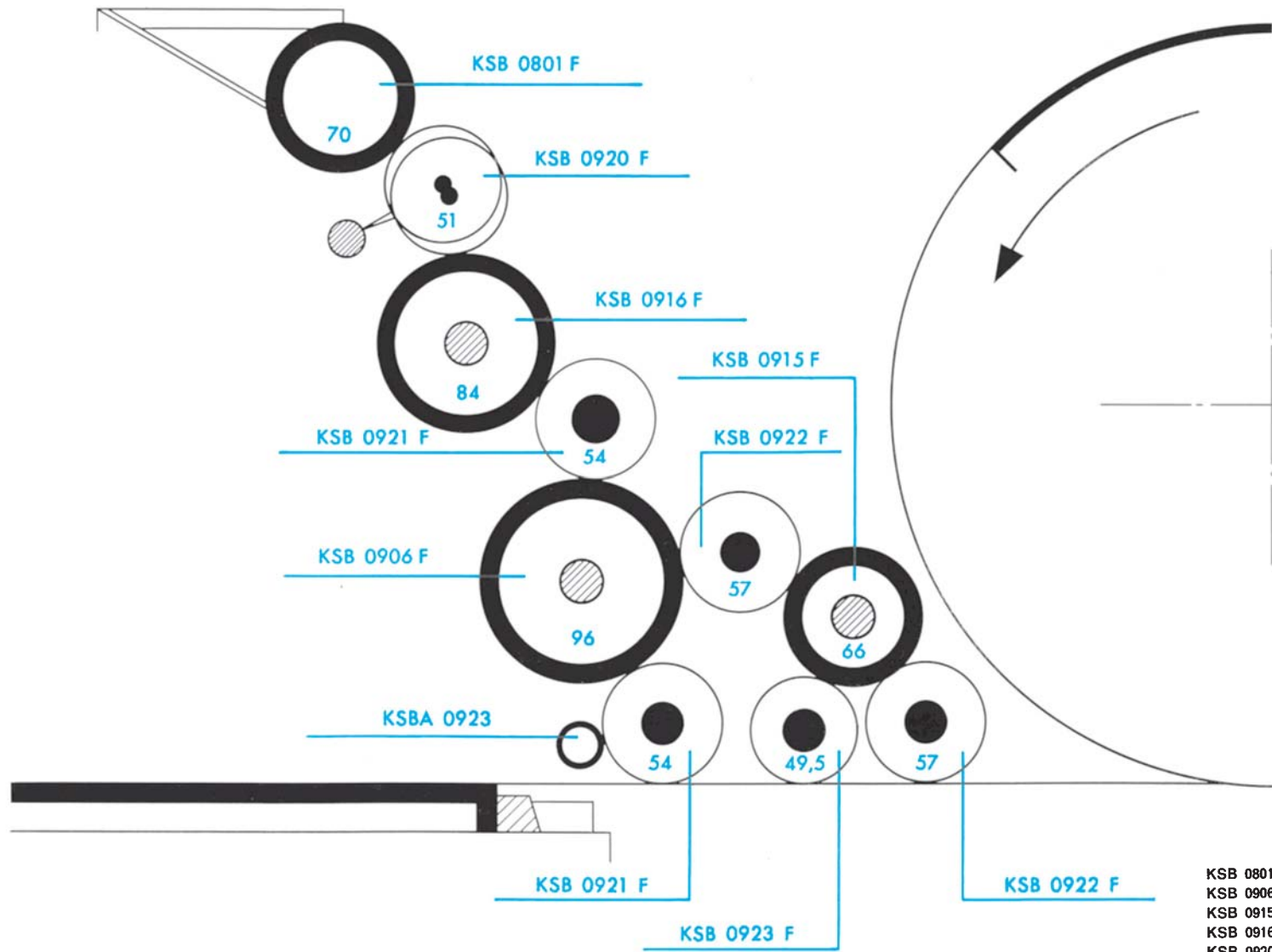
KSB 0907	Middle distributor cylinder gear with: KSZ 1038 Flange bushing	KS 1068	Oscillation double lever with: KS 1069 Shouldered bolt
KSB 0913	Lower distributor cylinder gear		KS 10156 Washer
KSB 0928	Upper distributor cylinder gear with: KSB 1009 Flange bushing	KS 1069	Shouldered bolt with: KS 10156 Washer
S 0923	Distributor cylinder guide ring (upper & middle)	KS 1070	Support bracket
KSB 1001	Side frame D.S.	KS 1071	Oil pipe bracket
KS 1003	Flanged bearing housing D.S. with: KS 1006 Spacer collar 6006 DIN 625 Ball bearing J 55 x 2 L Circlip 30.5 x 46.5 x 0.6 Spring retainer ring	KS 1072	Shouldered bearing stud with: KS 1075 Washer 15 x 1 DIN 471 Circlip
KS 1004	Pinion gear with shaft D.S. with: KS 1008 Driving gear flange	KS 1073	Cam lever with: HK 15/12 Needle bearing
KS 1007	Intermediate drive gear	KS 1074	Ball bearing cam roller stud with: 6005 DIN 625 Ball bearing
KS 1012	Fountain roller bearing housing D.S.	KS 1076	Connecting link with: HK 14/12 INA Needle bearing
KS 1015	Intermediate gear with: KS 1016 Spacer collar 6004 DIN 625 Ball bearing 42 x 1.75 DIN 472 Circlip	KS 1077	Trip latch stop
KS 1017	Cover washer	KS 1078	Ductor roller shaft lever
KS 1018	Intermediate gear shaft with: 20 x 1.2 DIN 471 Circlip	KS 1080	Trip latch
KS 1019	Segment gear support shaft with: KS 1035 Washer 20 x 1.2 DIN 471 Circlip	KS 1088	Connecting link with: 14/12 INA Needle bearing
KS 1020	Segment gear with: KS 1040 Spacer washer NK 20/16 Needle bearing	KS 10107	Shouldered bearing stud with: KS 1075 Washer 15 x 1 DIN 471 Circlip
KS 1022	Bearing stud for KS 1076, KS 1088 and KS 10108	KS 10108	Double lever with: HK 15/12 INA Needle bearing
KS 1024	Oscillation regulating lever with: KS 1025 Bearing stud	KS 10171	Wash-up operating lever with: A 16 DIN 39 Handle
KS 1026	Connecting link with: KS 1027 Spacer ring KS 1075 Washer 1202 DIN 630 Ball bearing	S 10118	Shouldered bolt
KS 1028	Cover plate	S 10152	Roller with: S 10151 Roller stud
KS 1065	Oscillation double lever with: NK 16/16 INA Needle bearing		K 12/10 INA Needle bearing



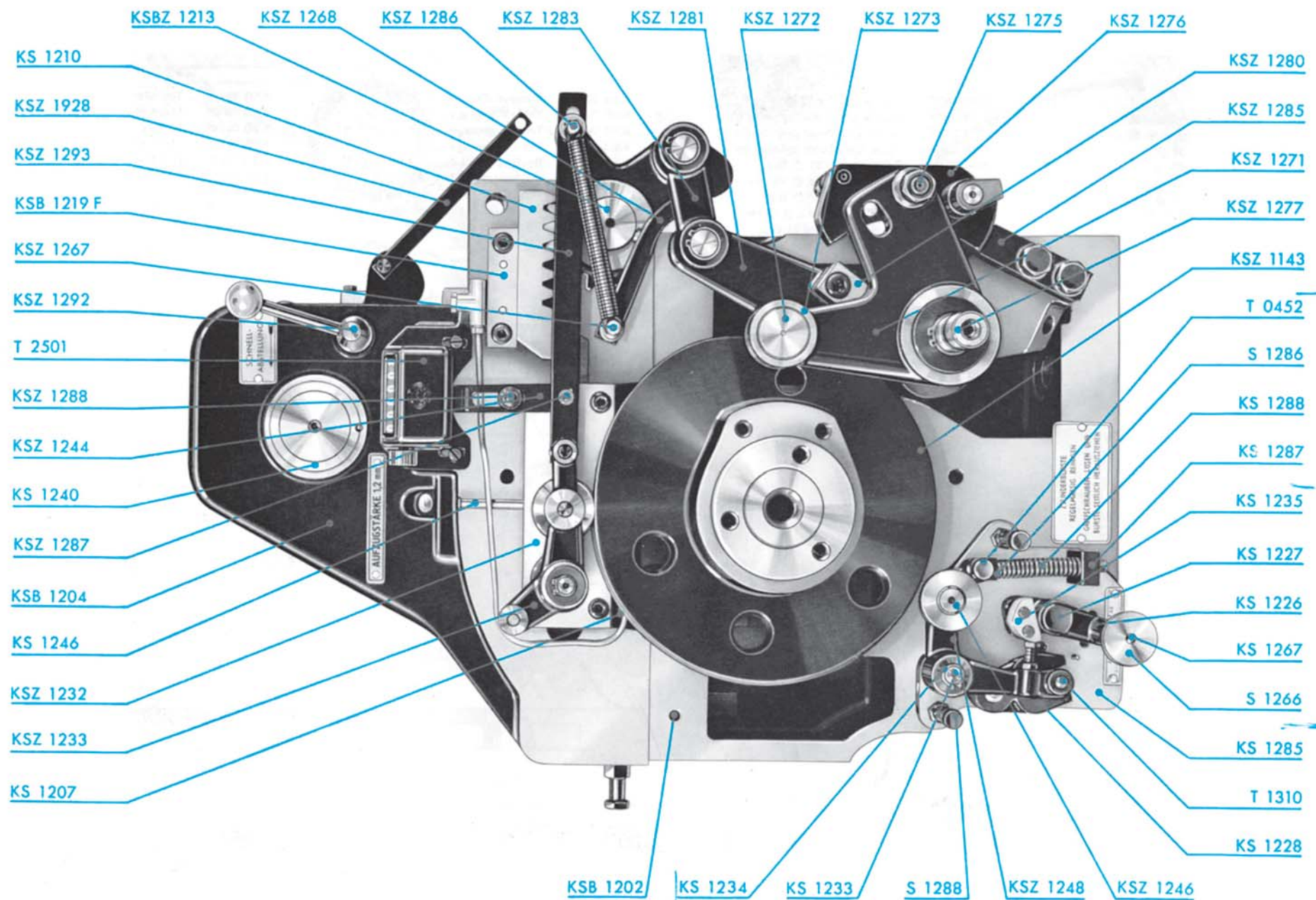
KSB 0801F	Fountain roller, cpl. with: KS 1013 Fountain roller bushing
KSB 0815F	Fountain cover & roller guard, cpl.
KSB 0816	Fountain cover with: KSB 0814 Cover support and cross bar
KS 0834	Hand wheel
KSB 0906F	Middle distributor cyl. 96 ϕ with: KS 0914 Distributor cylinder gear, O.S. S 0923 Guide ring
KSB 0915F	Lower distributor cylinder 66 ϕ
KSB 0916F	Upper distributor cylinder 86 ϕ
KS 1005	Intermediate drive gear
KS 1042	Journal box locking screw
KS 1043	Journal box adjusting screw
KS 1044	Compression spring
KS 1045	Journal box guide block D.S.
KS 1046	Journal box latch
KS 1047	Journal box guide block O.S.
KS 1048	Distributor roller journal box with: HK 15/12 INA Needle bearing J 22 1 Circlip
KS 1053	Ductor roller lever D.S. with: KS 1057 Spring rod stud KS 1060 Compression spring S 1071 Spring rod end piece S 1072 spring rod
KS 1054	Ductor roller journal box O.S. with: 15/16 INA Needle bearing J 22 x 1 Circlip
KS 1055	Ductor roller lever O.S.
KS 1060	Needle bearing housing D.S. with: HK 15/16 INA Needle bearing J 22 x 1 Circlip
KS 1061	Locking knob with: KS 1062 Compression spring
KS 1063	Locking knob shouldered screw
KS 1066	Ductor lever actuating collar D.S.
KS 1067	Ductor lever actuating collar O.S.
KSB 1079	Ductor lever shaft
KSB 10123	Cylinder splash guard
KS 10126	Splash guard guide rail with: S 1262 Compression spring 1/4" DIN 5401 Steel ball
T 0682	Latch stud
K 25	NK 25 x 36 x 45 Ball bushing or KSB 1037 Bushing



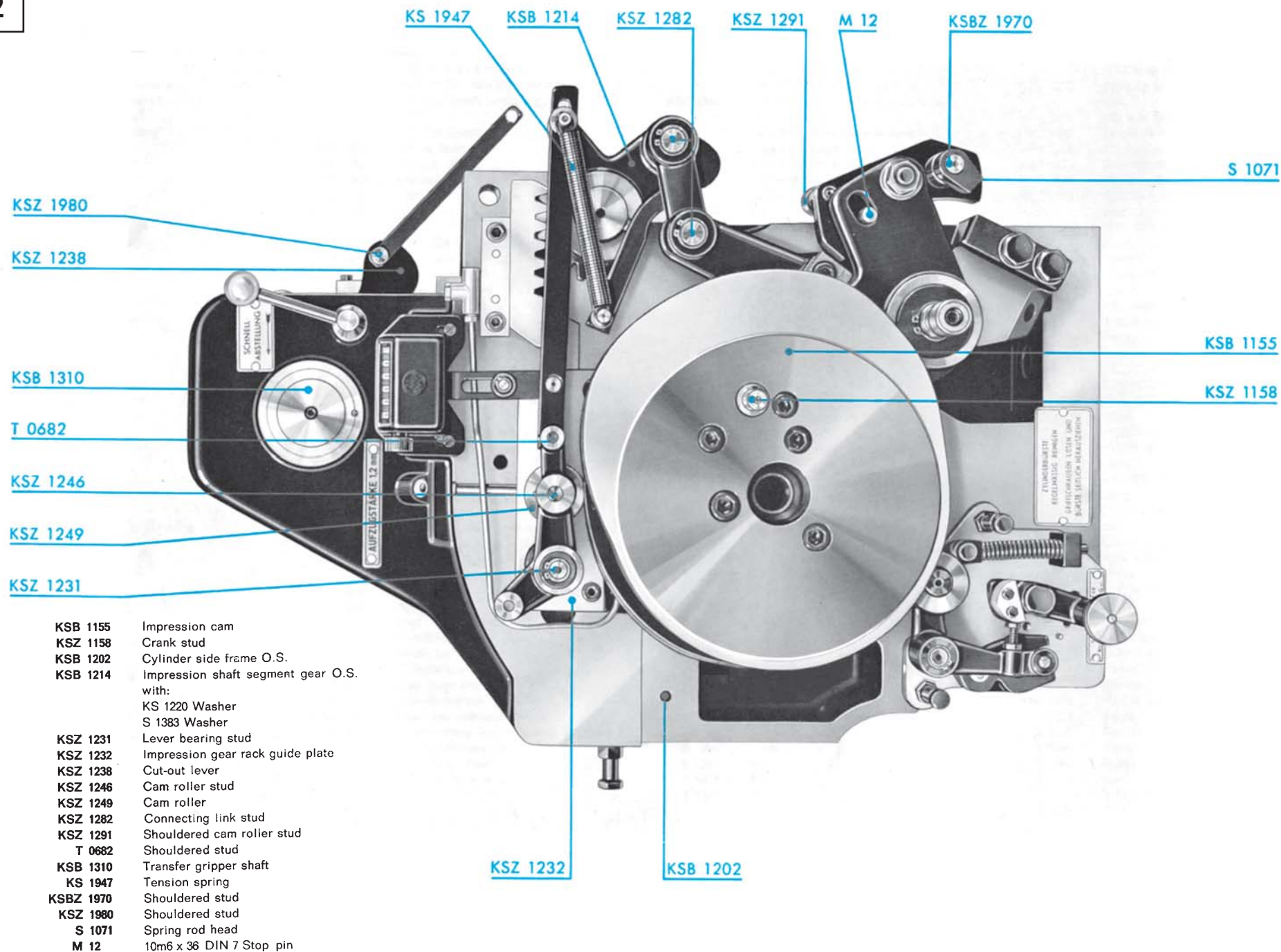
KSB 0801F	Fountain roller
KSB 0906F	Middle distributor cylinder 96 ϕ
KSB 0915F	Lower distributor cylinder 66 ϕ
KSB 0916F	Upper distributor cylinder 84 ϕ
KSB 0920F	Rubber roller 51 ϕ Red
KSB 0921F	Rubber roller 54 ϕ Yellow
KSB 0922F	Rubber roller 57 ϕ Blue
KSB 0923F	Rubber roller 49.5 ϕ Green

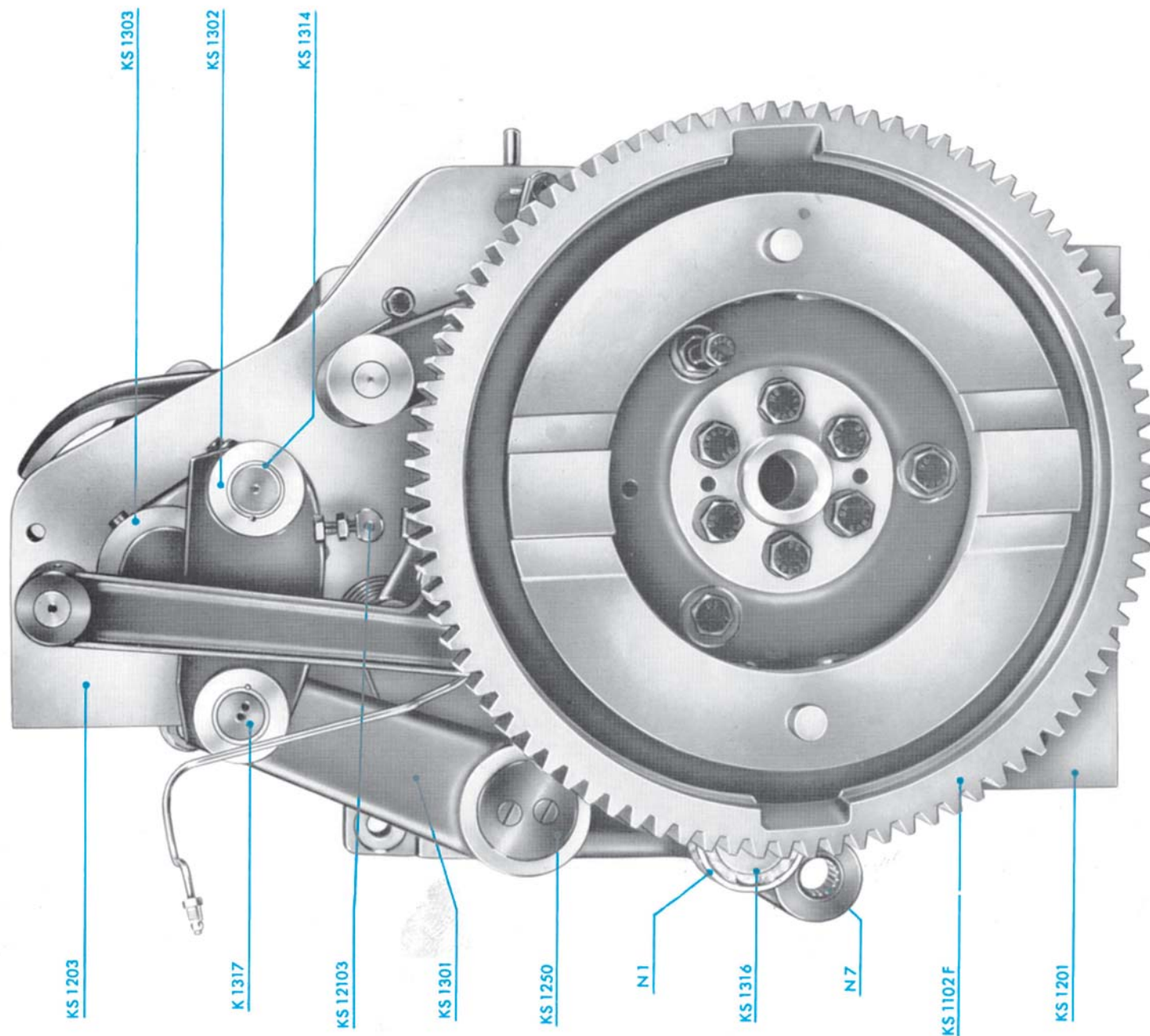


KSB 0801F	Fountain roller 70 ϕ
KSB 0906F	Middle distributor cylinder 96 ϕ
KSB 0915F	Lower distributor cylinder 66 ϕ
KSB 0916F	Upper distributor cylinder 84 ϕ
KSB 0920F	Rubber roller 51 ϕ Red
KSB 0921F	Rubber roller 54 ϕ Yellow
KSB 0922F	Rubber roller 57 ϕ Blue
KSB 0923F	Rubber roller 49.5 ϕ Green
KSBA 0923	Steel rider roller 25 ϕ

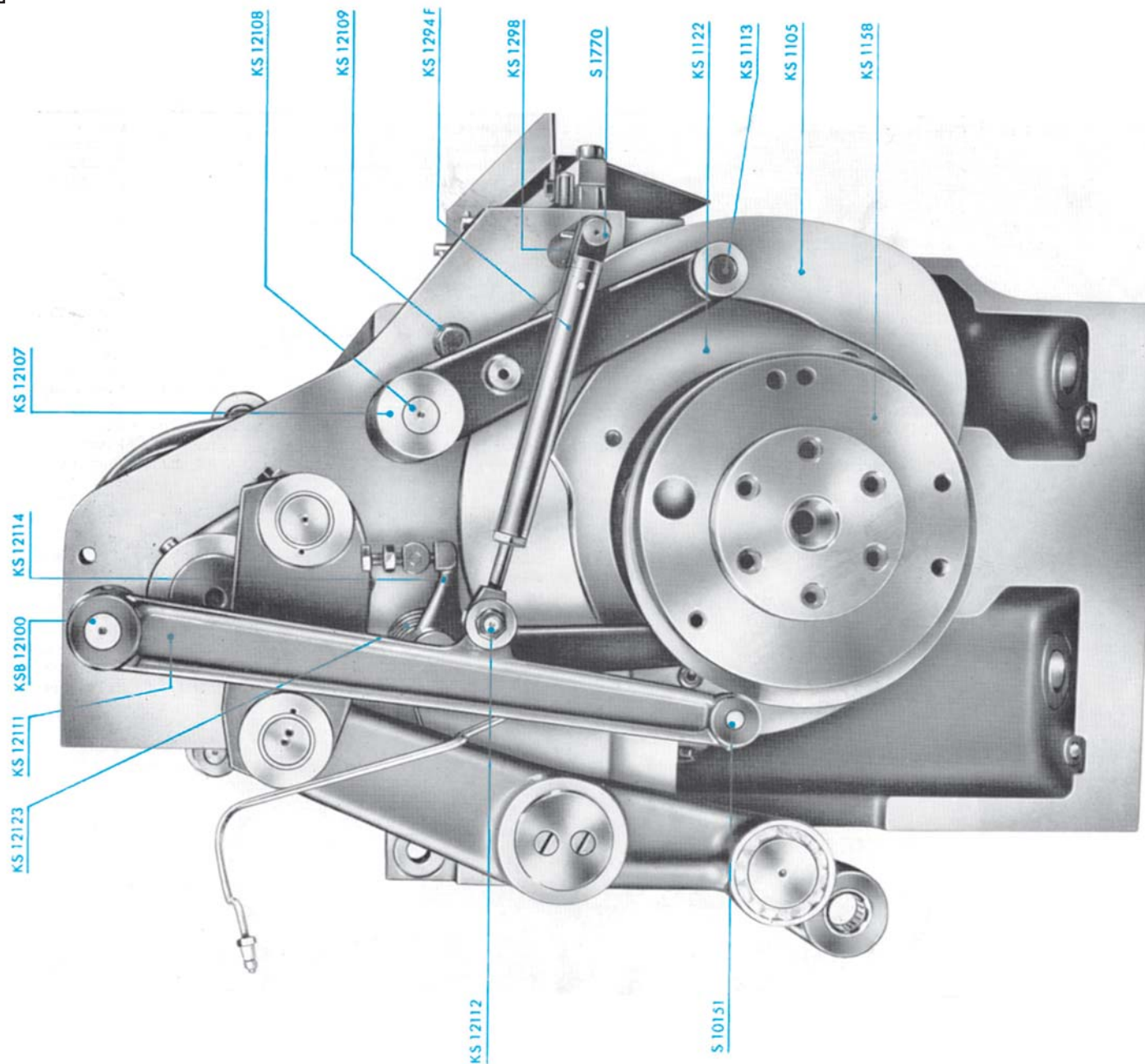


KSZ 1143	Counter & cylinder brush cam	KSZ 1244	Oil pipe for KSZ 1232
KSB 1202	Cylinder side frame O.S. with: KS 1216 Compression spring regulating nut KS 1218 Cylinder housing compression spring KS 1249 Cylinder bearing guide bar KS 1252 Cylinder bearing guide bar KS 1257F Impression regulating wedge O.S. S 1133 Hexagon head screw KS 1242 Cylinder bearing pressure plate bolt KS 1263F Cylinder bearing O.S. KS 1273 Plate for KS 1201 Oil felt S 1233 Hexagon head screw	KS 1246	Counter operating connecting link
		KSZ 1246	Cam roller stud with: KSZ 1249 Cam roller INA K 1210 Needle bearing Cylinder brush operating lever with: KS 1266 Spacer washer Spring stud Plunger
KSB 1204	Cylinder side frame top portion O.S. with: KS 1269 Lock nut KS 1241 Bushing KS 1291 Washer NK 24/20 INA Needle bearing	KSZ 1267	Connecting lever
		KS 1267	Impression cam lever
KS 1207	Cylinder bearing pressure plate with: KS 1208 Impression pinion gear KS 1209 Impression adjusting bolt	KSZ 1271	Cam roller stud with: KSZ 1274 Washer
KS 1210	Impression gear rack	KSZ 1273	Cam roller
KS 1211	Gear rack guide plate D.S. with: KS 1212 Oil pipe	KSZ 1275	Shouldered bolt
KSBZ 1213	Impression shaft with: KSZ 1250 Cut-out cam lever	KSZ 1276	Impression pawl with: KSZ 1291 Roller stud T 0453 Roller
KS 1219	Guide block D.S.	KSZ 1277	Cam lever support shaft with: KSZ 1294 Washer KSZ 1278 Washer KSZ 1279 Washer
KSB 1219F	Guide block cpl. with friction brake O.S. with: KSB 1217 Friction brake DIN 2093 B 12.5 x 0.5	KSZ 1280	Impression pawl engaging block
		KSZ 1281	Impression lever
KS 1226	Cylinder brush control lever with: KS 1236 Compression spring Control lever shouldered bolt	KSZ 1283	Connecting link with: KS 1220 Washer
KS 1227	Brush lever	KSZ 1285	Impression pawl stop block
KSZ 1232	Impression rack guide plate O.S.	KS 1285	Cylinder brush end plate with: NK 12/12 INA Needle bearing
KSZ 1233	Counter cam lever with: KSZ 1231 Lever bearing stud KSZ 1241 Spacer washer	KSZ 1286	KSB 1252 Bushing
KS 1233	Brush cam lever stud with: Circlip 12 x 1 DIN 471	S 1286	Spring stud
KS 1234	Washer	KSZ 1287	Spring rod
KS 1235	Plastic segment cam	KS 1287	Stud
KS 1240	Transfer gripper shaft bushing D.S. (KS 1241 Transfer gripper shaft bushing O.S.) with: KS 1289 Cut-out trip block Circlip 60 x 2 DIN 471	KSZ 1288	Guide block
		KS 1288	Guide bolt
		KSZ 1292	Compression spring
		KSZ 1293	Stop lever shaft
		KSZ 1928	Connecting link
		S 1266	Stop lever connecting link
		S 1288	Brush control lever handle
		T 0452	Brush end plate bolt
		T 1310	Shouldered stud
			Shouldered roller stud with: T 1311 Roller
		T 2501	Counter







- KS 1102F** Cylinder gears cpl.
KS 1115 Cylinder gear retainer bolt
 (in KS 1158/KS 1102)
 with:
 T 0725 Washer
- KSB 1201** Cylinder side frame D.S.
 with:
 KS 1218 Cylinder bearing compression
 spring
 KS 1256F Impression regulating
 wedge D.S.
 KS 1264F Cylinder bearing D.S.
 KS 1242 Cylinder bearing pressure
 plate bolt
 S 1041 Adjusting screw
 S 1133 Hexagon head screw (gripper
 bolt)
 S 1233 Hexagon head screw
- KS 1203** Cylinder side frame — top portion D.S.
 with:
 KS 1269 Lock nut
 KS 1291 Washer
 NK 24/20 INA Needle bearing
 NK 32/20 INA Needle bearing
 Cover plate
 with:
 KS 1251 Screw
- KS 12103** Support stud
- KS 1301** Transfer gripper cam lever
 with:
 KS 1313 Bushing
 Connecting link
 with:
 T 0317 Oil wick
- KS 1303** Transfer gripper shaft lever
- KS 1314** Connecting link bushing
- KS 1316** Cam roller bearing stud
- KS 1317** Connecting link pin
- KS 1318** Transfer cam lever compression spring
 pin (in KS 1301)
- N 1** 3206 Ball bearing DIN 628
- N 7** NK 20/20 INA Needle bearing



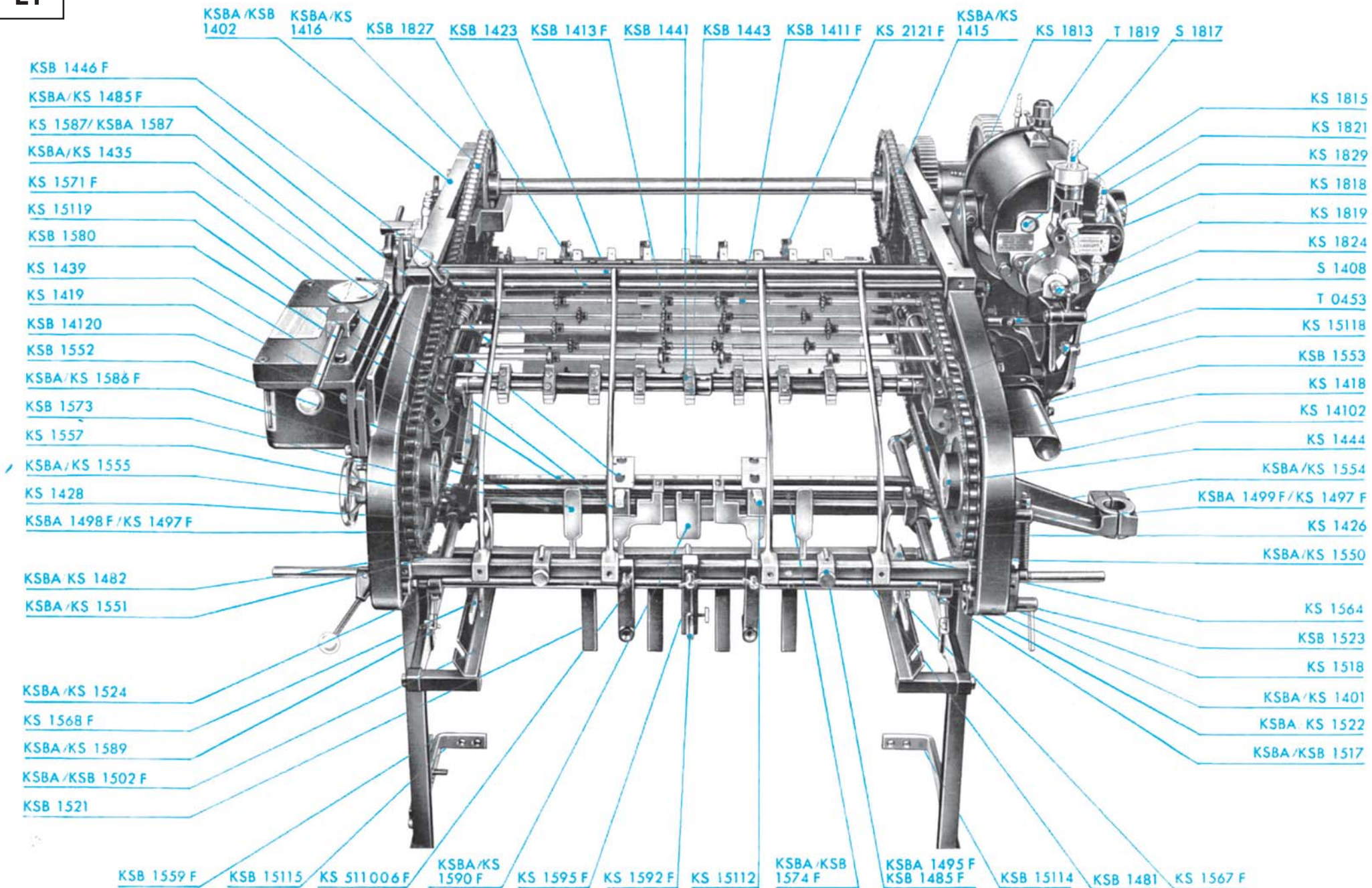
- KS 1105** Transfer gripper cam
- KS 1113** Cam roller stud
with:
KS 1111 Cam roller
- KS 1122** Transfer gripper cam
- KS 1158** Cam flange
- KS 1294 F** Spring rod, cpl.
with:
KSZ 1246 Stud
- KS 1298** Support stud
- KSB 12100** Front guide movement shaft
with:
KS 1254 Bushing
NK 24/20 INA Needle bearing
- KS 12107** Transfer gripper cam lever
with:
KS 12106 Bushing
6000 Ball bearing DIN 625
- KS 12108** Opening lever shaft
- KS 12109** Torsion spring
- KS 12111** Front guide movement cam lever
- KS 12112** Threaded stud
- KS 12114** Front guide cam lever
with:
KS 12110 Bushing
KS 12113 Cam lever shaft
S 13161 Shouldered stud
HK 15/12 Needle bearing
- KS 12123** Torsion spring
- S 10152** Cam roller stud
with:
S 10151 Cam roller
- KSZ 1246** Cam roller stud



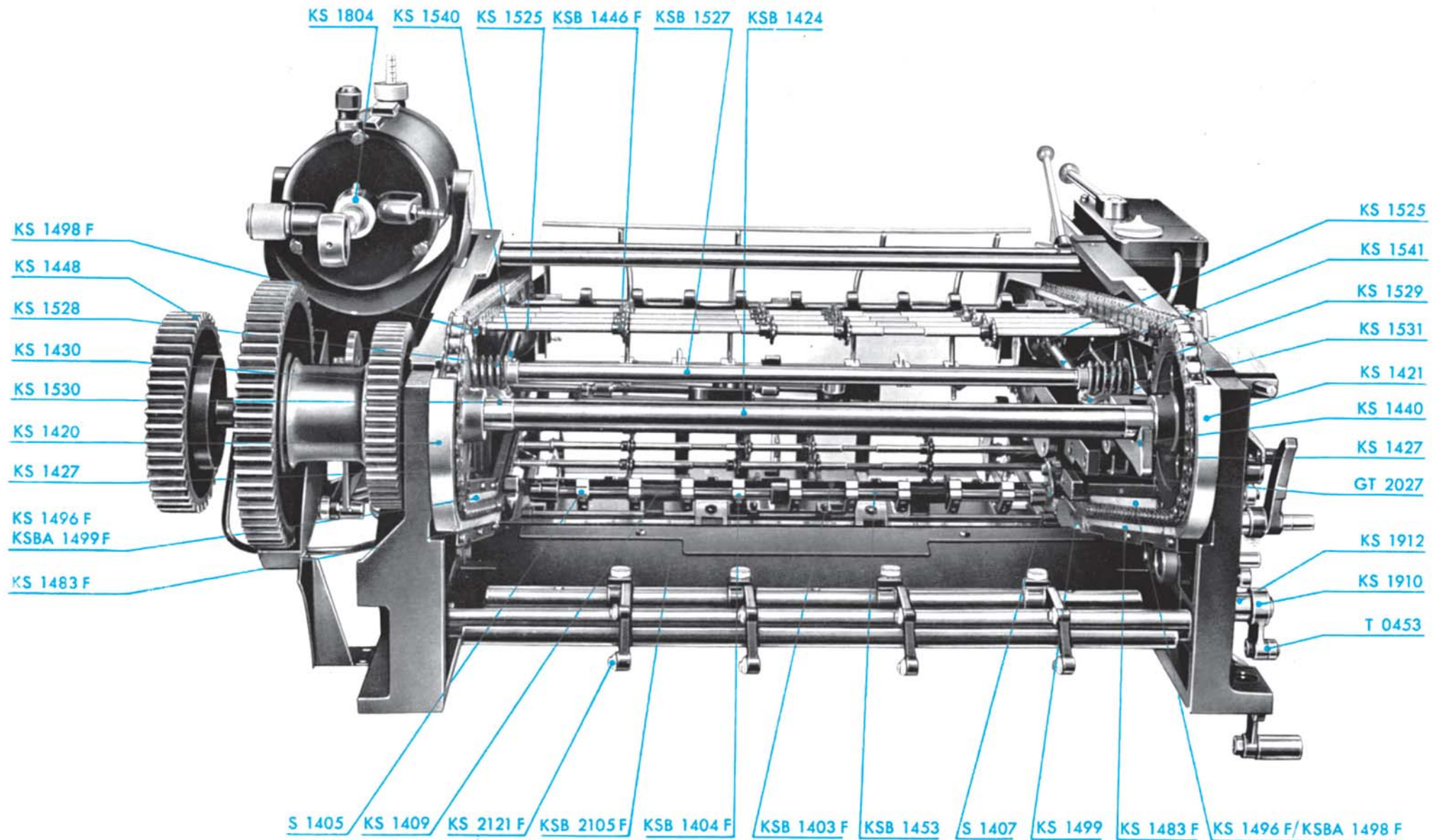
KSBA 1101	Impression cylinder	KSB 1309	Bride support de balancier
KSB 1101	Impression cylinder		avec en plus:
KSBA 1103	Cylinder segment gear O.S.		KS 1319 Rondelle d'écartement
KS 1103	Cylinder segment gear O.S.		KS 1326 Bague
	with:		KS 1344 Bague
	KSBA 0704 Cylinder segment gear		KS 1350 Vis de butée
	rack O.S.		KS 13111 Vis de butée
KSBA 1104	Cylinder segment gear D.S.		KSB 1340 Tôle de freinage
KS 1104	Cylinder segment gear D.S.		KS 1371 Ressort plat
	with:		S 1325 Bague
	KSBA 0703 Cylinder segment gear		S 1377 Ressort plat
	rack D.S.	KSB 1310	Arbre du balancier
KSB 1134F	Tympan reel bar		avec en plus:
KS 1135	Ratchet wheel		KS 1319 Rondelle d'écartement
KS 1136	Ratchet pawl	S 1336	Axe de galet
	with:		avec en plus:
	T 0122 Spring plunger		S 1335 Galet
KS 1139	Ratchet pawl release	KS 1341	Levier individuel d'ouverture des pinces
KS 1210	Impression gear rack	KSB 1347	Arbre support des leviers
KS 1212	Oil pipe	KSB 1379	Ressort de torsion, côté entraînement
KSBA 1213	Impression shaft	KSB 1380	Ressort de torsion, côté service
KS 1215	Impression shaft segment gear D.S.	KS 1394	Levier pour taquet de marge
KSZ 1225	Cut-out cam connecting link	KSB 1396	Arbre des taquets de marge
KSZ 1238	Cut-out lever		avec en plus:
	with:		KS 1399 Tige de butée
	KS 1947 Tension spring		KS 1397 Levier
KS 1255	Cylinder gripper cam	KS 1398	Butée de réglage en hauteur
KS 1289	Cut-out trip block	KS 13100F	Taquet de marge, complet
	with:		avec en plus:
	KS 1321 Stop screw		KS 13102 Ressort d'arrêt
KSZ 1296	Stop lever		KS 13104 Support de réglage
KSB 12100	Front guide movement shaft		KS 13105 Vis de réglage
KS 12101	Lever		KS 13108 Plaquette d'arrêt
KS 12102	Connecting link	KS 13103	Taquet de marge
	with:	KS 13107	Bouton de réglage
	NK 12/12 INA Needle bearing	KS 13109	Ressort de torsion, côté
KS 12104	Shouldered stud		entraînement
KS 12105	Shouldered bolt	KS 13110	Ressort de torsion, côté
KS 1306	Transfer gripper bar support lever D.S.		service
	with:	KS 13112	Bague d'arrêt
	S 1323 Bushing	KSZ 1928	Tringle de débrayage
	KS 1348 Spring plunger		automatique
	KS 1349 Compression spring	S 1374	Relais index de débrayage
KS 1307	Transfer gripper bar support lever O.S.		automatique
	with:		
	KS 1348 Spring plunger		
	KS 1349 Compression spring		




KSBA 1101	Impression cylinder	KS 1158	Cam flange	KS 1342	Transfer gripper — outer
KSB 1101	Impression cylinder		with:		with:
	with:		KS 1123 Front guide cam		KS 1345 Compression spring
	KS 1175 Cover plate		KSBA 1123 Front guide cam		S 1153 Roller
	S 1138 Shouldered cap screw	S 1123	SBB 1141 Threaded taper pin		S 1354 Pin
	S 1154 Grooved blanket rod screw	S 1124	Gripper shaft tension lever	KS 1343	Transfer gripper — inner
	S 1156 Countersunk bushing		Compression spring		with:
	S 1155 Packing pin	S 1125	Spring rod		KS 1345 Compression spring
KS 1102F	Cylinder gear cpl.		with:		S 1353 Roller
KS 1105	Transfer gripper cam		S 1126 Connecting pin		S 1354 Pin
KS 1106	Ductor roller cam	S 1127	Gripper	KSB 1347	Gripper lever shaft
KSB 1108	Packing clamp		with:	KS 1365	Cut-out pawl lever
	with:		RZ 0531 Tungsten carbide facing	KS 1366	Cut-out pawl lever
	HK 22/16 INA Needle bearing	S 1133	Gripper bolt	KS 1367	Cut-out lever
KS 1110	Handwheel bracket	L 1	C 17 & D 19 DIN 6319 Cupped washers		with:
	with:	KS 1221	Gear guard D.S.		KS 1375 Cut-out plunger rod
	KS 1112 Hinge shaft	KS 1222	Gear guard O.S.		S 1376 Plunger rod head
KS 1114	Handwheel screw	KSZ 1225	Cut-out cam and lever		S 1378 Eccentric bolt
	with:		with:	KS 1368	Cut-out lever
	KS 1118 Trunion		KSZ 1284 Stud		with:
	51102 DIN 711 Thrust bearing	KS 1243F	Sheet guard cpl.		KS 1375 Cut-out plunger rod
KS 1119	Handwheel		with:		S 1376 Plunger rod head
KSB 1121	Gripper shaft operating lever		S 1262 Compression spring		S 1378 Eccentric bolt
KS 1122	Transfer gripper cam	KSB 1244	Sheet guard support bar	KSB 1369	Cut-out shaft — outer
KSB 1126	Gripper opening lever	KSB 1245	Splash guard	KSB 1370	Cut-out shaft — inner
	with:	KS 1253	Transfer gripper opening cam lever	KSB 1379	Torsion spring D.S.
	KS 1129 Opening pin-short	KS 1254	Bearing support bushing	KSB 1380	Torsion spring O.S.
KSB 1127	Gripper holder		with:	KS 1397	Guide shaft lever
	with:		NK 24/20 INA Needle bearing	S 1335	Roller
	S 1938 Compression spring	KS 1259	Support stud		with:
KSB 1128	Gripper holder	KS 1260	Stud bolt	S 1339	S 1336 Roller stud
	with:	KSB 1270F	Cylinder brush cpl.	KSZ 1371	Shouldered bolt
	S 1938 Compression spring		with:		Roller
	T 1853 Compression spring		S 1252 Bushing		with:
KSB 1131	Gripper stop	KS 1275F	S 12105 Sealing washer		S 1372 Roller stud
KSB 1132	Gripper shaft	KSB 1296	Sheet guide cpl.	T 0453	Roller
KSB 1135	Gripper opening lever	KSB 1297	Brush guide basin		with:
	with:	KS 12109	Brush dust basin		T 0452 Roller stud
	KS 1130 Opening pin-long	KS 12115	Torsion spring		
KS 1144	Bearing housing	KSB 1320	Alignment bracket		
	with:	KSB 1321	Control plunger D.S.		
	KS 1152 Spacer	KS 1327	Control plunger O.S.		
KS 1146	Gripper operating lever		Bearing sleeve		
	with:		with:		
	KS 1111 Cam roller	KS 1333	HK 12/20 INA Needle bearing		
	KS 1113 Cam roller stud	KS 1341	Cam lever		
	NK 24/20 INA Needle bearing		Transfer gripper lever		
KS 1147	Connecting link				
	with:				
	HK 12/10 INA Needle bearing				
KS 1148	Connecting link pin				
KSB 1155	Impression cam				



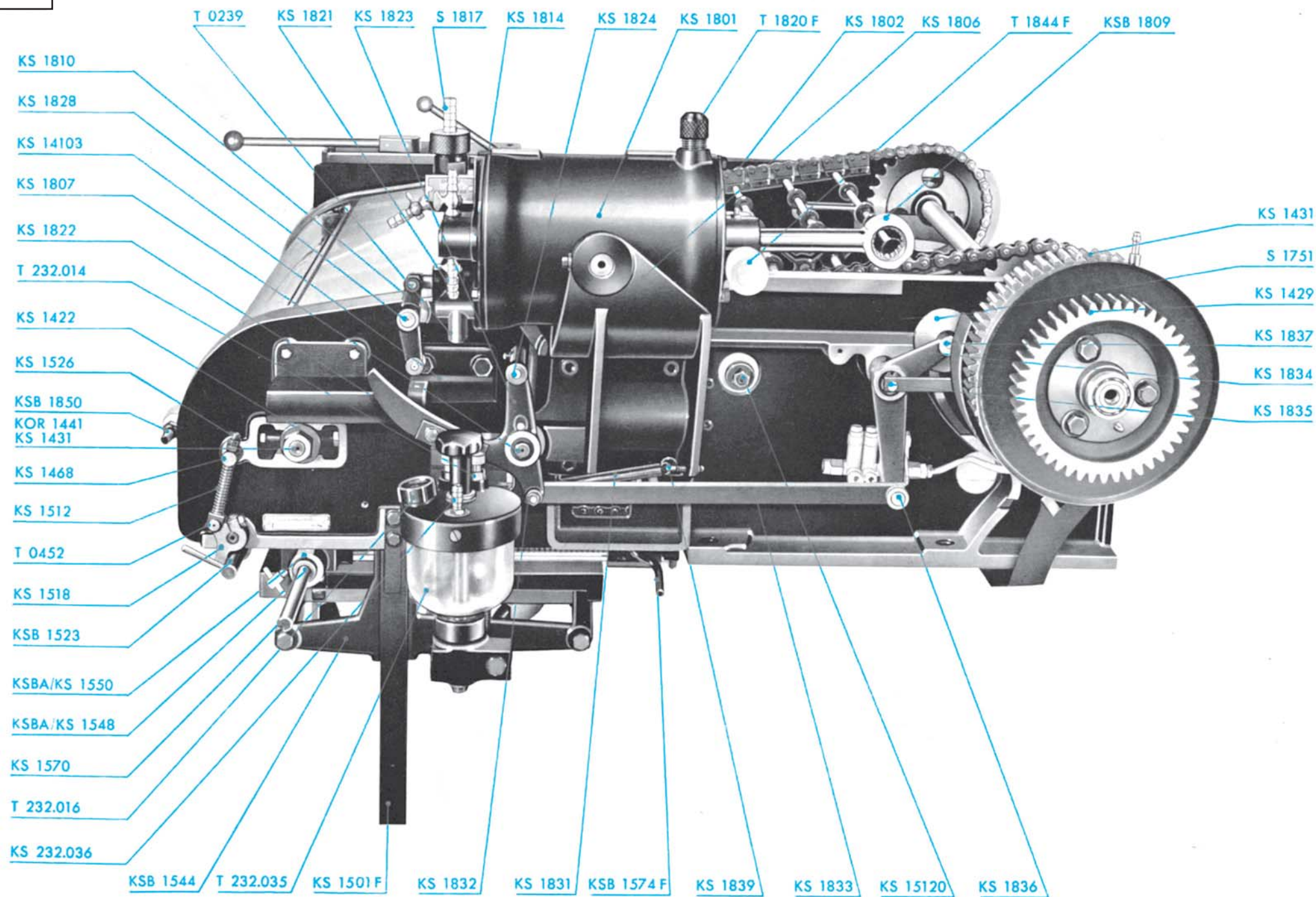
KS 1401/ KSBA 1401	Delivery side frame D.S. with: 6006 DIN 625 Ball bearing	KS 1401F KSBA 1401F	Star wheel with spurs cpl.	KS 1587/ KSBA 1587	Tripping plate with: KS 1588 Holder
KSBA 1402/ KSBA 1402	Delivery side frame O.S. with: KSZ 14160 Control lever stop bolt 6006 DIN 625 Ball bearing	KSBA 1402F/ KSBA 1402F	Gripper shaft collar	KS 1589/ KSBA 1589	Thumb screw with: T 2207 Cross pin
KSBA 1411F KS 1415/ KSBA 1415	Star wheel shaft cpl. Roller chain D.S.	KSBA 1517/ KSBA 1517	Jogger shaft with: HK 15/17 INA Needle bearing	KS 1590F/ KSBA 1590F	Auxiliary front sheet stop DIN A 6
KS 1416/ KSBA 1416 KS 1418	Roller chain O.S. Chain guide D.S. with: KS 1417 Spacer washer	KS 1518	Jogger shaft stop lever with: T 1215 Plunger spring T 1222 Plunger T 0452 Shouldered stud	KS 1592F KS 1595F	Two-up center divider Two-up divider bracket with: KS 1276 Thumb screw T 0823 Cross pin T 0295 Spring ring T 2211 Knurled screw
KS 1419 KSBA 1423 KS 1426	Chain guide O.S. Cross bar Chain sprocket with: 4202 DIN 622 Ball bearing 40 DIN 5419 Felt washer	KS 1521 KS 1522/ KSBA 1522	Jogger finger Jogger shaft lever with: KS 1514 Roller stud KS 1515 Roller	KS 15112 KSBA 15114	Plastic extension finger Guide rail support bar O.S. with: S 1094 Washer
KS 1428	Chain wheel with: 4202 DIN 622 Ball bearing 40 DIN 5419 Felt washer	KS 1523	Jogger control handle with: F 25 DIN 319 Ball handle 14 x 1 DIN 471 Circlip	KSBA 15115	Guide rail support bar D.S. with: KSBA 15118 Tripping lever latch stud T 1655 Lever stud
KS 1435/ KSBA 1435	Guide rail with: KS 1434 Spacer	KS 1524/ KSBA 1524	Jogger operating lever with: T 0261 Roller T 1310 Roller stud	KS 15118 KS 15119 KS 1813 KS 1815 KS 1818	Cable drum cover D.S. Cable drum cover O.S. Pump hinge pin Piston lubrication hole plug Valve housing with: KS 1817 Bushing KSBA 1835 Gasket
KS 1439	Gripper opening cam with: KS 1436 Cam guide bracket	KS 1550/ KSBA 1550 KS 1551/ KSBA 1551	Jogger bracket D.S.	KS 1819	Valve stem with: KS 1816 Compression spring KS 1825 Valve disc
KSBA 1441 KSBA 1443 KS 1444 KSBA 1481 KS 1482/ KSBA 1482	Gripper backing plate Hexagon cap screw Cover plate Cross bar Support bar bracket	KS 1553 KS 1554/ KSBA 1554 KS 1555/ KSBA 1555 KS 1557 KSBA 1559F	Sheet stop guide bracket D.S.	KS 1821	Air cock with: KS 1820 Packing ring
KS 1485F/ KSBA 1485F	Sheet guide with: S 1262 Compression spring Vacuum sheet brake cpl.	KS 1564 KS 1567F KS 1568F KS 1571F KSBA 1573 KSBA 1574F/ KSBA 1574F KSBA 1580 KS 1586F/ KSBA 1586F	Sheet stop guide bracket O.S. Pinion gear Delivery trip lever cpl. with: KSBA 15119 Stop screw SZ 10250 Compression spring T 1655 Lever stud 3/8" Steel ball DIN 5401 Side jogger D.S. & O.S. Side jogger extension D.S. cpl. Side jogger extension O.S. cpl. Sheet stop with upper & lower fing Cross bar Blower tube cpl.	KS 1824 KSBA 1827 KS 1829 S 1817	Suction cut-off lever stop stud Suction cut-off shaft Suction cut-off shaft lever Hose nipple with: S 1816 Hose nipple coupling T 0183 Filter screen
KSBA 1495F KS 1497/ KSBA 1498	Chain guide with: KS 1445 Spacer washer	KS 1571F KSBA 1573 KSBA 1574F/ KSBA 1574F KSBA 1580 KS 1586F/ KSBA 1586F	Sheet stop with upper & lower finger	T 1819 T 0453	Compression spring Cam roller with: T 0452 Roller stud
KS 1497/ KSBA 1499	Chain guide with: KS 1445 Spacer washer	KSBA 1574F/ KSBA 1574F KSBA 1580 KS 1586F/ KSBA 1586F	Sheet stop with lower finger	KS 2121F	Cylinder sheet guide
KS 14102 KSBA 14120	Spring rod guard Trip lever guard with: KSBA 14111 Trip cam lever KS 14112 Trip cam KS 1925 Tension spring GT 0668 Shoulder screw				



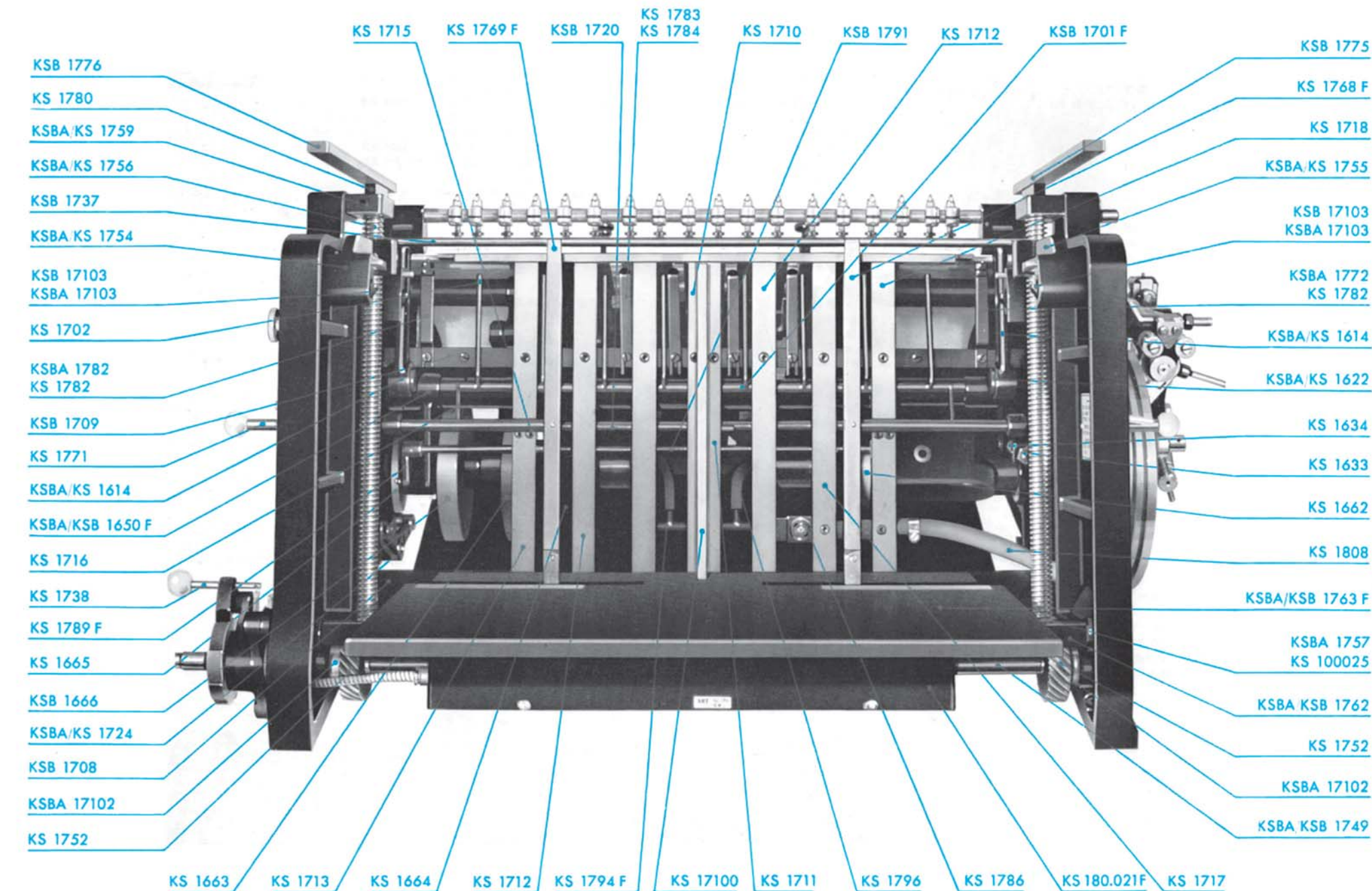
KSB 1403F	Gripper bar, cpl. with: S 12103 Hexagon cap screw	KS 1531	Worm gear O.S.
KSB 1404F	Gripper	KS 1540	Delivery cable drum shaft D.S. with: KS 1532 cable drum D.S.
KS 1409	Torsion spring	KS 1541	Delivery cable drum shaft O.S. with: KS 1533 Cable drum O.S.
KS 1420	Chain guide D.S.		KS 1542 Delivery stop-nut guide
KS 1421	Chain guide O.S.		KS 1516 Cable drum shaft bearing — front
KSB 1424	Delivery gripper drive shaft with: KS 1410 Spacer collar		KS 15121 Hexagon stop nut
KS 1427	Chain sprocket	KS 1804	Felt ring cover washer
KS 1430	Flanged bearing housing	KS 1910	Ductor roller tripping lever
KS 1440	Gripper opening cam	KS 1912	Lever bearing stud
KS 1448	Gear flange for KS 1429 gear with: S 0740 Threaded taper pin GT 01104 Washer	T 0453	Roller with: T 0452 roller stud
KSB 1453	Gripper shaft	KSB 2105F	Crankshaft guard
KS 1483F	Chain guide	KS 2121F	Cylinder sheet guide
KS 1496F/	Chain guide O.S.		
KSBA 1498F	with: KS 1425 Spacer washer		
KS 1496F/	Chain guide D.S.		
KSBA 1499F	with: KS 1425 Spacer washer		
KS 1498F	Chain guide with: KS 1425 Spacer washer		
KS 1499	Curved chain guard		
S 1405	Gripper holder		
S 1407	Gripper opening lever		
KSB 1446F	Star wheel — smooth, cpl. with: S 14164 Sandpaper star wheel shaft sleeve		
GT 2027	Gripper opening lever roller with: T 1310 Roller stud		
KS 1525	Delivery cable drum shaft bearing — rear with: HK 22/16 INA Needle bearing		
KSB 1527	Delivery elevator drive shaft with: NK 20/20 INA Needle bearing		
KS 1528	Gear worm D.S.		
KS 1529	Gear worm O.S.		
KS 1530	Worm gear D.S.		



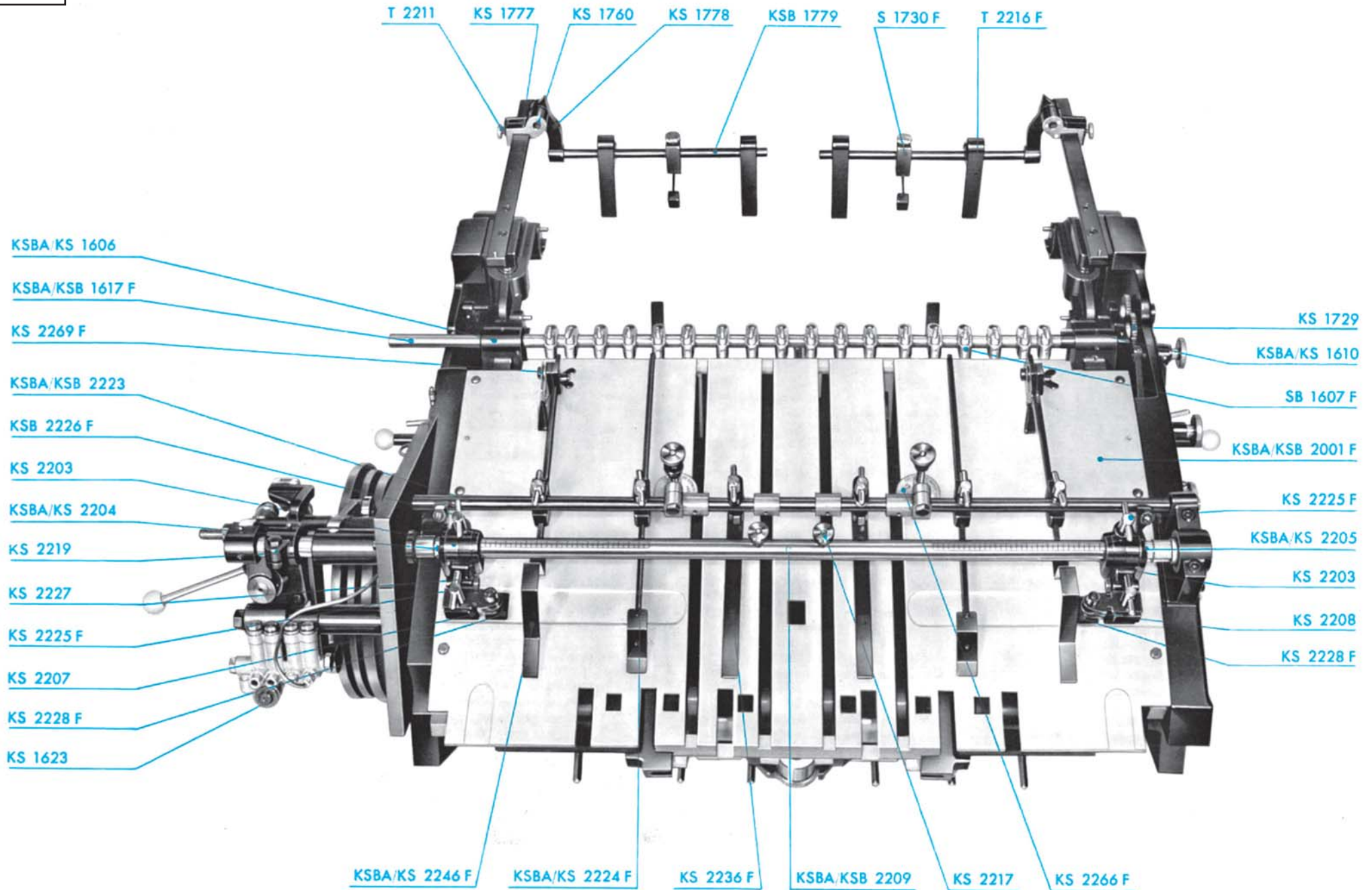
KSZ 1296	Stud	KS 15101	Forked lever
KOR/KS 1441	Sprocket bearing stud		with:
	with:		KS 15108 Tension spring
	20 x 1.2 DIN 471 circlip	S 1336	Shouldered stud
KS 1422	Washer	KS 1826	Suction cut-off handle end piece
KS 1442	Opening cam gear rack	KSB 1828	Cut-off handle rod
KS 1443	Guide pin	KS 1912	Lever support stud
KSB 14113F	Bowden tripping cable	KS 1913	Lever support stud
T 1056F	Clamping nut	KS 1914	Flanged bearing housing
	with:		with:
	KS 1438 Threaded stud		HK 30/20 INA Needle bearing
GT 01104	Washer	KSZ 1922	Cam support stud
S 1487	Bearing cover plate	KS 1947	Tension spring
KS 1507	Support bracket	KSB 2120	Delivery guard — lower
	with:		with:
	KS 15104 Lever support stud		KSB 2119 Mounting stud
	KS 15105 Weighted lever support stud	T 0239	Tension spring
KS 1508F	Opening cam pinion gear	T 0158	Cover chain
KS 1509	Hand wheel	T 0167	Shaft
KS 1513	Hand wheel		with:
KSB 1517/	Jogger shaft		S 0206 Segment gear
KSBA 1517	with:	T 0169	Lever holder
	HK 15/12 INA Needle bearing	T 0170	Operating lever
KS 1519	Jogger opening lever end piece		with:
KS 1534	Ratchet pawl lever		Ball handle F 32, DIN 317 Red
	with:	S 0201	Oil pump body
	KS 1543 Spring connecting pin		with:
	HK 35/20 INA needle bearing		S 0203 Pump piston
KS 1535	Ratchet wheel		S 0204F Valve body
	with:		S 0205 Gasket
	HK 35/20 INA needle bearing		P-10.16 Filter
KS 1537	Ratchet pawl	S 0202	Oil reservoir
	with:		with:
	KS 1538 Ball handle rod		P-50.11 Sight glass
	KS 1547 tension spring	S 0208	Cover
KSB 1545	Delivery truck support bracket D.S.		
	with:		
	KSB 1503 Angled tripping piece		
	KS 1629 Roller stud		
	KS 2043 Roller		
KS 1549/	Jogger bracket sleeve bushing O.S.		
KSBA 1549			
KS 1551/	Jogger bracket O.S.		
KSBA 1551			
KSB 1556	Front sheet stop pinion shaft		
	with:		
	KS 1557 Pinion gear		
KSZ 1558	Trip lever		
	with:		
	KSB 1533 Stud		
KS 1563	Connecting link		
KS 1570	Side jogger rod		
KS 1581	Pointer		
KS 15100	Weighted lever		
	with:		
	KS 15107 Plain stem screw		




KS 1422	Washer	KS 1814	Rear pump cover
KS 1429	Delivery drive gear		with:
KS 1431	Intermediate gear		KSB 1850 Hose nipple
	with:		T 1812 Spring valve
	KS 1433 Retaining washer		T 1817 Spring valve plate
	6010 DIN 625 Ball bearing	KS 1821	Air cock
	50 x 2 DIN 471 Circlip		with:
KS 1431/	Sprocket bearing stud		KS 1841 Air hose
KOR 1441		KS 1822	Suction cut-off cam
KS 1468	Spring rod guide	KS 1823	Cut-off cam lever
KS 14103	Spring rod guide bracket		with:
KS 1512	Compression spring		NK 18/20 INA Needle bearing
KS 1518	Jogger shaft stop lever	KS 1824	Cut-off lever stop stud
KSB 1523	Jogger control lever	KS 1828	Valve cut-off lever stud
	with:	KS 1831	Tension spring
	F 25 DIN 319 Lever handle	KS 1832	Connecting link stud
	14 x 1 DIN 471 Circlip	KS 1833	Connecting link
KS 1526	Spring rod		with:
KSB 1544	Delivery truck support bracket D.S.		KS 1840 Spring connecting screw
	with:	KS 1834	Suction cut-off cam lever
	KS 1629 Roller stud		with:
	KS 2043 Rollier		S 1832 Cam roller
KS 1548/	Jogger bracket sleeve bushing D.S.		HK 18/16 INA Needle bearing
KSBA 1548	with:	KS 1835	Cam lever support stud
	KS 1546 Compression spring		with:
KS 1550/	Jogger bracket D.S.		KS 1220 Washer
KSBA 1550		KS 1836	Cam roller stud
KS 1570	Side jogger rod	KS 1837	Cam roller stud
KSB 1574F	Blower tube cpl.		with:
KS 15120	Washer		K 9/10 Needle bearing
S 1751	Cam roller	KS 1839	Spring connecting screw
	with:	KSB 1850	Hose nipple
	INA K 9/10 Needle bearing	S 1817	Hose nipple
T 0452	Shoulder stud		with:
KS 1801	Pump cylinder		KS 1843 Air hose
KS 1802	Front pump cover	T 0239	Tension spring
	with:	T 1820F	Relief valve
	KS 1808 Air hose	T 1844F	Air filter
	T 1812 Spring valve	T 232.014	Powder adjusting screw
	T 1817 Spring valve plate	T 232.016	Container cover cap
	S 1824 Bushing	T 232.035	Powder container
	T 1848 Felt ring	T 232.036	Hose nipple
KS 1806	Pump bracket		
KS 1807	Cam lever support stud		
KSB 1809	Piston rod		
	with:		
	KS 1803 Piston		
	T 1804 Piston ring		
	NA 4905 Needle bearing		
KS 1810	Pump valve cut-off lever		



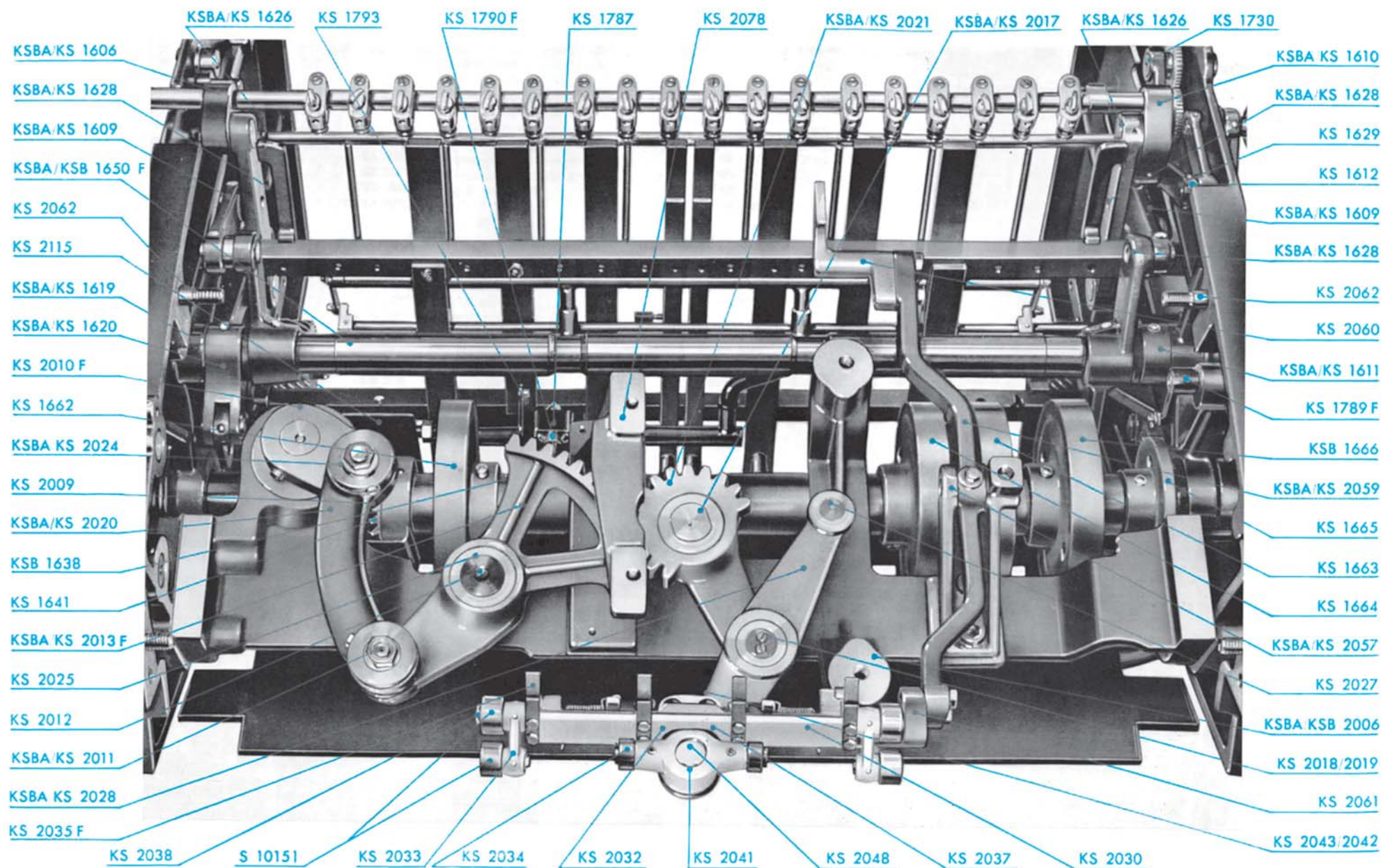
KS 1614/ KSBA 1614	Sucker bar lever with: HK 12/10 INA Needle bearing	KSB 1737	Feed table height control bar with: S 16112 Rubber sleeve (KS 1669F Snap — on sheet smoother)	KS 1783	Sheet separator spring 45° with: KS 1785F Thin paper separator spring
KS 1622/ KSBA 1622	Lever bearing stud	KS 1738	Ball handle rod	KS 1784	Sheet separator spring 90°
KS 1633	Spring rod with: HK 12/10 INA Needle bearing KS 1632 Link pin GT 0109 Compression spring	KSB 1749/ KSBA 1749	Feed table drive shaft with: KSBA 17111 Flange gear KSBA 17115 Gear KSBA 17112 Double gear KSBA 17113 Double gear stud KSBA 17114 Bearing housing KSBA 17116 Gear guard KSB 17117 Washer Worm gear, large	KS 1786	Blower control valve housing with: S 14124 Nut KSB 1850 Hose nipple Blower valve control rod lever, cpl.
KS 1634 KSB 1650F/ KSBA 1650F	Spring rod support Lever shaft, cpl. outer with: S 10151 Roller S 10152 Roller stud	KS 1752	KS 1753 Worm gear, small Feed table bracket O.S.	KS 1789F KSB 1791 KS 1794F KS 1796 KS 17100 KSBA 17102 KSB 17103/ KSBA 17103	Blower valve control rod Connecting tube, cpl. Air hose Two-up center divider Spacer washer Feed table latch with: KSB 17104 Compression spring KSBA/KSB 17105 Retaining ring
KS 1662	Feed board gripper raising & lowering cam D.S.	KS 1754/ KSBA 1754	Feed table bracket D.S.	KS 1808 KS 180.021F	Air hose Flourescent lamp fixture
KS 1663	Feed board gripper raising & lowering cam O.S.	KS 1755/ KSBA 1755 KS 1756/ KSBA 1756	Threaded elevator shaft with: KS 1753 Worm gear, small KS 1758 Elevator shaft bearing housing, lower		
KS 1664	Feed board gripper opening & closing cam	KS 100.025/ KSBA 1757	Feed table bracket threaded bushing		
KS 1665 KSB 1666 KSB 1701F KS 1702 KSB 1708 KSB 1709 KS 1710 KS 1711	Feed table height control cam Sucker bar movement cam Blower bar cpl. with KS 1702 Blower tube cpl. with KSB 1701F Cross bar Cross bar Front sheet standard O.S. Front sheet standard D.S.	KS 1759/ KSBA 1759 KSB 1762/ KSBA 1762 KSB 1763F/ KSBA 1763F KS 1768F	Elevator shaft bearing housing, upper Support bar Feed table Side sheet standard, cpl. D.S. with: KS 1797 Spacer collar Side sheet standard, cpl. O.S. with: KS 1797 Spacer collar Side standard guide bar Sheet separator spring holder D.S. with: T 1232, 1233, 1234 Separator springs Sheet steadier support bar D.S. Sheet steadier support bar O.S. Spacer block Sheet separator spring holder		
KS 1712 KS 1713 KS 1715	Front sheet standard Front sheet standard Spacer & support bearing with: KS 1714 Air blower guide plate	KS 1771 KS 1782/ KSBA 1772 KSB 1775 KSB 1776 KS 1780 KS 1782/ KSBA 1782			
KS 1716	Connecting link with: S 1771 Lever S 1772 Stud				
KS 1717 KS 1718 KSB 1720 KS 1724/ KSBA 1724	Front sheet standard Front sheet standard Blower height control rod Control rod lever with: T 0682 Bearing stud GT 02103 Connecting piece KS 1734 Connecting link T 0248 Shouldered screw T 1616 Connecting piece 6000 DIN 625 Ball bearing				



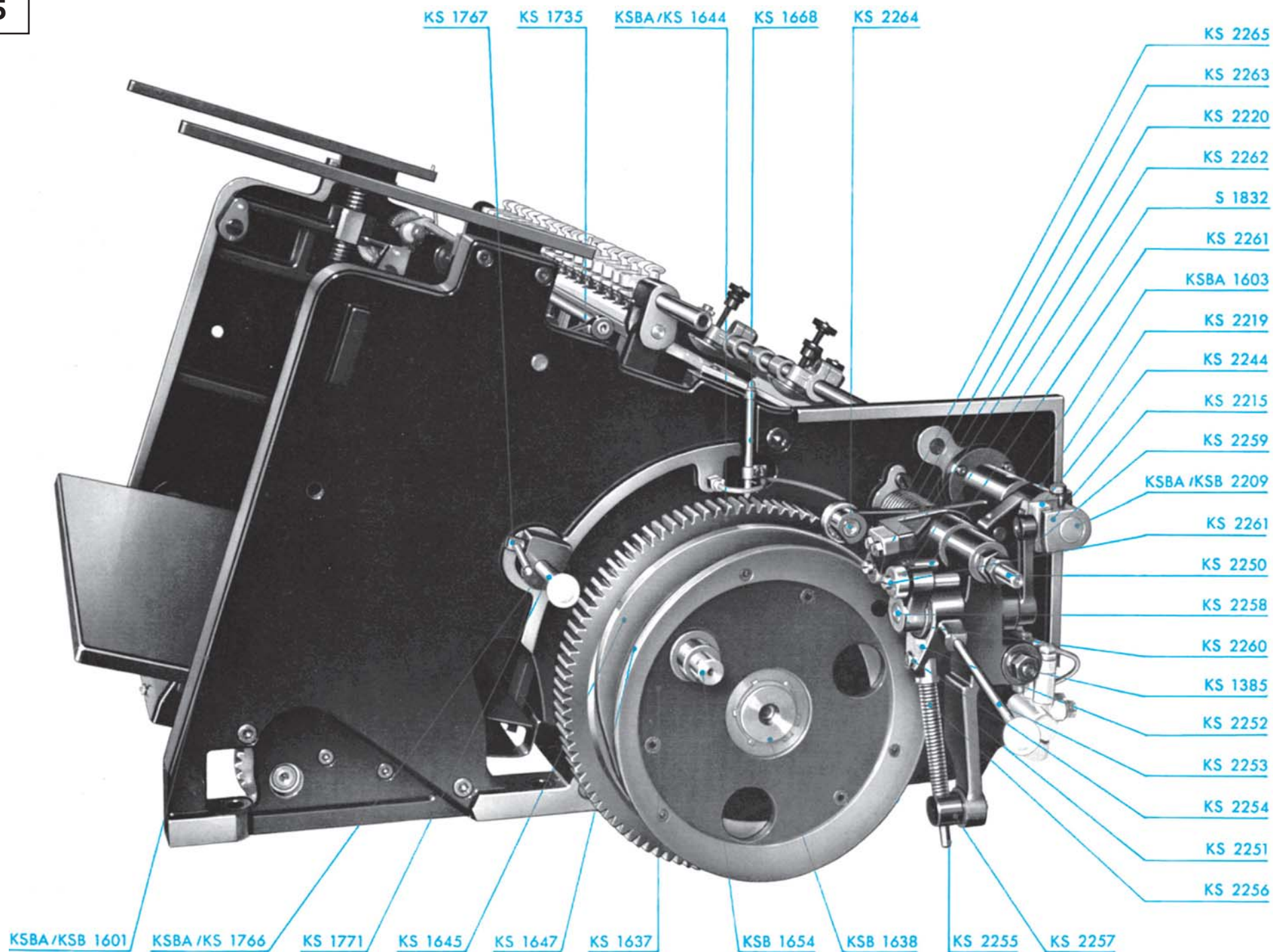
KS 1606/	Sucker bar carrier D.S.
KSBA 1606	
KS 1610/	Sucker bar carrier O.S.
KSBA 1610	
KSB 1617F/	Sucker bar, cpl.
KSBA 1617F	
KS 1623	Washer
SB 1607F	Sucker, cpl.
	with:
	KS 1669F moved
	KS 1671 Rubber sucker, molded
	Washer
	S 1630 Rubber sucker, plain
	S 16106 Tissue slide (for 2 suckers)
KS 1729	Gear
KS 1760	Stud
KS 1777	Sheet steadier guide piece
KS 1778	Sheet steadier bar end piece
KSB 1779	Sheet steadier bar
S 1730F	Sheet holder, cpl.
T 2211	Knurled screw
T 2216F	Sheet steadier, cpl.
	with:
	T 2214 Sheet steadier holder
	T 2211 Knurled screw
KSB 2001F/	Feed board, cpl.
KSBA 2001F	
KS 2203	Side guide mounting bracket
KS 2204/	Lower guide plate bracket D.S.
KSBA 2204	
KS 2205/	Lower guide plate bracket O.S.
KSBA 2205	
KS 2207	Upper guide plate holder
KS 2208	Lower guide plate
KSB 2209/	Side guide shaft
KSBA 2209	with:
	KS 2231 Key
KS 2217	Center guide screw nut
	with:
	KS 2218 Center guide screw
KS 2219	Lever
	with:
	KS 2221 Bearing stud
KSB 2223/	Sheet smoother shaft
KSBA 2223	
KS 2224F/	Sheet smoother, cpl.
KSBA 2224F	
KS 2225F	Clamping nut
KSB 2226F	Clamping nut
KS 2227	Adjusting screw
KS 2228F	Side guide, cpl.
KS 2236F	Sheet brake, cpl.
KS 2246F/	Sheet smoother, cpl.
KSBA 2246F	
KS 2266F	Sheet caliper, cpl.
KS 2269F	Sheet brush, cpl.




KS 1385	Support bolt	KS 2053/	Guide rail O.S.
KS 2002	Feedboard bracket O.S.	KSBA 2053	
KS 2003	Feedboard bracket D.S.	KS 2054	Guide rail lever stud
KSBA 2006/	Main support bracket	KS 2056	Connecting link
KSBA 2006	with:		with:
	KS 2007 Spacer ring		KS 1022 Stud
	6006 DIN 625 Ball bearing		KS 1623 Washer
	6006 AV Oil seal		KS 2058 Stud
KS 2009	Bevel gear		HK 14/12 Needle bearing
	with:		S 10151 Cam roller
	KS 2007 Spacer ring		S 10152 Cam roller stud
KS 2010F	Crank lever, cpl.	KS 2060	Gripper opening cam, upper
KS 2011/	Bearing stud	KS 2061	Gripper opening cam, lower
KSBA 2011		KSBA 2063/	Angle lever shaft
KS 2015	Bearing stud	KSBA 2063	with:
KS 2018	Control lever bearing stud		KSB 2016 Washer
KS 2020/	Connecting link	KS 2076/	Guide rail
KSBA 2020	with:	KSBA 2076	with:
	6202 DIN 625 Ball bearing		KSB 2075 Feed board support bracket
	J 35 x 1.5 K Circlip		KSB 2079 Support bolt
KS 2027	Bearing stud		Cross guide rail
	with:	KS 2077/	with:
	6201 DIN 625 Ball bearing	KSBA 2077	KSB 2078 Feed board support bracket
	6201 AV Oil seal		Guiderail support bracket
KS 2028/	Control lever	KS 2078	
KSBA 2028	with:	KS 2145	Sheet guard
	KS 2014 Spacer ring	KSBA 2149	Oil drip pan
	KS 2027 Bearing stud	KS 2150	Oil drip pan
	6003 DIN 625 Ball bearing		
	16004 DIN 625 Ball bearing		
	6003 AV Oil seal		
	J 35 x 1.5 K Circlip		
KS 2030	Gripper bar		
	with:		
	KS 2032 Torsion spring		
KS 2032	Torsion spring D.S.		
KS 2033	Roller support link		
KS 2034	Connecting link		
	with:		
	HK 10/10 Needle bearing		
KS 2035F	Gripper		
KS 2037	Torsion spring O.S.		
KS 2040	Shouldered stud		
KS 2041	Bearing support housing		
	with:		
	NKIB 5902 INA Needle bearing		
	21 x 1 DIN 472 Circlip		
KSBA 2047/	Angle lever shaft		
KSBA 2047			
KS 2048	Oil felt		
KS 2049	Angle lever O.S.		
KS 2050	Angle lever D.S.		
KS 2052/	Guide rail D.S.		
KSBA 2052			




KS 1606/ KSBA 1606	Sucker bar carrier D.S.	KS 2012	Pivot bearing stud	KS 2041	Bearing support housing
KS 1609/ KSBA 1609	Connecting link	KS 2013F/ KSBA 2013F	Segment gear, cpl.		with:
	with:		with:		KS 2026 Bearing bolt
KS 1610/ KSBA 1610	HK 14/12 INA Needle bearing		KS 2008 Spacer ring		NKIB 5902 INA Needle bearing
	Sucker bar carrier O.S.		6005 DIN 625 Ball bearing	KS 2042	21 x 1 DIN 472 Circlip
	with:		J 47 x 1.75 K Circlip		Guide roller stud
KS 1611/ KSBA 1611	KS 1625 Bearing stud	KS 2017/ KSBA 2017	6005 AV Oil seal		with:
	Sucker bar lever O.S.		Pivot bearing stud	KS 2043	10 x 1 DIN 471 Circlip
		KS 2018			Guide roller
KS 1612	Sucker bar tilt lever	KS 2019	Control lever bearing stud		with:
	with:	KS 2020/ KSBA 2020	Retaining washer		K 10 x 13 x 10 Needle bearing
	KS 1629 Bearing stud		Connecting link	KS 2048	Oil felt
	HK 10/10 INA Needle bearing		with:	KS 2057/ KSBA 2057	Cam lever bracket
KS 1619/ KSBA 1619	Cam lever D.S.		6202 DIN 625 Ball bearing		
	with:	KS 2021/ KSBA 2021	J 35 x 1.5 K Circlip	KS 2059/ KSBA 2059	Gripper opening & closing lever
	KS 1111 Roller		Segment gear		
	KSBA 1613, KS 1113 Roller stud		with:	KS 2060	Gripper opening cam, upper
KS 1620/ KSBA 1620	Sucker bar angle lever D.S.		KS 2008 Spacer ring	KS 2061	Griper oening cam, lower
KS 1626/ KSBA 1626	Bearing stud		6005 DIN 625 Ball bearing	KS 2062	Fitted bolt
KS 1628/ KSBA 1628	Bearing stud	KS 2024/ KSBA 2024	J 47 x 1.75 K Circlip	KS 2078	Guide rail support bracket
	with:	KS 2025	6005 AV Oil seal	KS 2115	Bevel gear oil drip guard
	KS 1623 Washer	KS 2027	Cover washer	S 10151	Roller
KS 1629	Tilt lever stud				with:
KSBA 1638	Cam shaft				S 10152 Roller stud
	with:				KS 2044 Spacer ring
	KS 1639 Bearing housing D.S.	KS 2028/ KSBA 2028			
	2207 DIN 630 Ball bearing		Washer		
	6206 DIN 625 Ball bearing		Bearing stud		
KS 1641	Bevel gear		with:		
KSBA 1650F/ KSBA 1650F	Lever shaft, cpl.		6201 DIN 625 Ball bearing		
KS 1662	Feed board gripper raising & lowering cam D.S.	KS 2030	6201 AV Oil Seal		
KS 1663	Feed board gripper raising & lowering cam O.S.	KS 2033	Control lever		
KS 1664	Feed board gripper opening & closing cam	KS 2034	with:		
KS 1665	Feed table height control cam		KS 2014 Spacer ring		
KSBA 1666	Sucker bar movement cam		6003 DIN 625 Ball bearing		
KS 1730	Bolt		16004 DIN 625 Ball bearing		
KS 1787	Blower control valve cock		6003 AV Oil seal		
KS 1789F	Blower control shaft lever, cpl.		J 35 x 1,5 K Circlip		
KS 1790F	Blower control valve lever, cpl.		Gripper bar		
KS 1793	Connecting link		Roller support link		
KS 2006/ KSBA 2006	Main support bracket		Connecting link		
	with:		with:		
	KS 2007 Spacer ring	KS 2035F	HK 10/10 INA Needle bearing		
	6006 DIN 7 625 Ball bearing	KS 2032	Gripper		
	6006 AV 0.1 Oil Seal	KS 2037	Torsion spring D.S.		
KS 2009	Bevel gear	KS 2038	Torsion spring O.S.		
KS 2010F	Crank lever, cpl.		Gripper bar shaft		
KS 2011/ KSBA 2011	Bearing stud		with:		
			KS 2039 Gripper foot		
			KS 2045 Gripper backing plate		
			KS 2046 Tension lever		
			T 1311 Opening cam roller		



KS 1385	Support bolt	KS 2253	Shifting lever rod
KSB 1601/	Side frame D.S.		with:
KSBA 1601			F 25 DIN 319 Ball handle
KSBA 1603	Bearing sleeve	KS 2254	Spring rod pin
	with:	KS 2255	Spring rod
	S 1673 Bushing	KS 2256	Compression spring
KS 1637	Side guide cam	KS 2257	Spring rod guide
KSB 1638	Cam shaft	KS 2258	Shifting lever shaft
	with:	KS 2259	Side guide lever
	KS 1639 Bearing housing D.S.	KS 2260	Cam lever
	2207 DIN 630 Ball bearing	KS 2261	Cam roller stud
	6206 DIN 625 Ball bearing	KS 2262	Cam lever
KS 1644/	Drive gear	KS 2263	Guide pawl
KSBA 1644		KS 2264	Bearing stud
KS 1645	Side guide raising & lowering cam		with:
KS 1647	Air valve cam		6002 DIN 625 Ball bearing
KSB 1654	Pump crank stud	KS 2265	Torsion spring
	with:	S 1832	Cam roller
	KSB 1655 Collar		
KS 1668	Oil pipe		
KS 1735	Height control bar lever D.S.		
	with:		
	KS 1739 Lever bearing stud		
	HK 10/10 INA Needle bearing		
KS 1766/	Guiding block		
KSBA 1766			
KS 1767	Locking bolt		
	with:		
	SBB 1430 Pin handle		
KS 1771	Side standard guide bar		
	with:		
	F 25 DIN 319 Ball handle		
KSB 2209/	Side guide shaft		
KSBA 2209			
KS 2215	Guide block collar		
KS 2219	Lever		
KS 2220	Cam lever		
	with:		
	KS 2264 Bearing stud		
	HK 18/16 INA Needle bearing		
	6002 DIN 625 Ball bearing		
KS 2244	Guide block		
	with:		
	S 10130 Guide block stud		
KS 2250	Bolt		
KS 2251	Side guide mechanism bracket		
	with:		
	K 14 x 18 x 17 Needle bearing		
	HK 16/12 INA Needle bearing		
KS 2252	Shifting lever		
	with:		
	HK 30/20 INA Needle bearing		



KS 1602/	Side frame O.S.	KS 1744	Shouldered stud
KSBA 1602	with:	KS 1745	Ratchet lever
	S 16120 Cam shaft bearing cover plate		with:
KS 1604/	Bearing bracket		KS 1022 Bearing stud
KSBA 1604			KS 1543 Spring screw
KS 1621	Sucker bar lever shaft		KS 1744 Shouldered stud
	with:		HK 35/20 INA Needle bearing
	KS 1605 Cover plate	KS 1746	Ratchet wheel
KS 1631	Sucker bar tilt lever shaft	KS 1748	Roller stud
	with:		with:
	KS 1630 Tilt connecting lever		KS 1623 Washer
	HK 10/10 INA Needle bearing		NK 14/16 INA Needle bearing
KS 1659	Sucker bar tilt central lever	KSB 1749/	Feed table drive shaft
	with:	KSBA 1749	
	KS 1660 Plunger pin	KS 1750	Connecting link
	S 1266 Knurled knob		with:
	T 0234 Compression spring		HK 14/12 INA Needle bearing
KS 1660	Plunger pin	KS 1751	Tension spring
KSB 1661	Feed table lift cam	KS 1781	Knurled knob
KSB 1720	Blower bar height control lever shaft	KS 1788	Blow-air control shaft
KS 1722	Spring plunger		with:
	with:		KS 1789 Control shaft lever
	KS 1723 Compression spring		KSBA 1792, KS 1792 Control lever
KS 1725/	Tripping lever		connecting link
KSBA 1725	with:	KS 1537	Ratchet pawl
	HK 14/12 INA Needle bearing		with:
KS 1726/	Stop lever		KS 1543 Bolt
KSBA 1726			K 12/13 INA Needle bearing
KS 1727	Lever bearing stud	S 1266	Knurled knob
	with:	S 1336	Ratchet pawl stud
	KS 1623 Washer	T 1218	Blow bar height control lever
KS 1728	Stud		with:
KS 1730	Height control lever shaft		T 1215 Compression spring
	with:		T 1222 Plunger
	KS 1729 Control shaft gear		
KS 1731	Trip block		
KS 1733	Adjustment stop		
KS 1736	Height control bar lever O.S.		
KS 1738	Ball handle rod		
	with:		
	KS 1547 Tension spring		
KS 1740	Feed table height control lever		
	with:		
	KS 1660 Plunger pin		
	S 1266 Knurled knob		
	T 0234 Compression spring		
KS 1741	Ratchet operating link		
KS 1742	Trip block		
KS 1743	Bearing stud		
	with:		
	6202 DIN 625 Ball bearing		



KSB 1769 F

KSB 1749

KSB 17112

KSB 17115

KSBA 17114

KSBA 17117

SN 231 AM 10 x 1

DIN 98 E 25

RZ 2273

DIN 471 18 x 1,2

DIN 5401 8

KSB 1769

KSB 17111

KSB 17112

DIN 471 12 x 1

S 12105

DIN 933 M 6 x 8


KSB 17113

KSBA 17114


DIN 912 M 6 x 20

KSB 17116

- KSB 1749 Drive shaft
 - KSB 1769F Handwheel, cpl.
 - KSB 1769 Handwheel-bare
 - KSB 17111 Flanged pinion gear
 - KSB 17112 Double gear
 - KSB 17113 Double gear shaft
 - KSBA 17114 Bearing housing
 - KSB 17115 Gear
 - KSB 17116 Gear guard
 - KSBA 17117 Fibre washer
 - RZ 2273 Compression spring
 - S 12105 Washer
 - DIN 98 E 25 Crank handle
 - DIN 471 12 x 1 Circlip
 - DIN 471 18 x 1.2 Circlip
 - DIN 912 M 6 x 20 Socket head cap screw
 - DIN 933 M 6 x 8 Socket head cap screw
 - DIN 5401 8 ϕ Steel ball
 - SN 231 AM 10 x 1 Lubrication fitting
- The two-speed feed table elevating mechanism was introduced with the following machine serial numbers:
- KSB 332.818
 - KSBA 332.330
 - KSBZ 332.818
 - KSBAZ 332.818
 - KRZ 332.818
 - KOR 332.818
 - KORA 332.322
 - KORD 329.178
 - KORS 329.172



KS 1501F	Guide rail, cpl.
KSB 1502F/	Delivery truck support bar, cpl.
KSBA 1502F	with:
	KS 15113 Weight
	S 1512 Roller
KSB 1510F/	Delivery truck, cpl.
KSBA 1510F	with:
	S 1512 Casters
KS 1539	Delivery elevator cable
KSB 1545	Delivery truck support bracket, O.S.
KSZ 1558	Trip lever
KSB 1559F	Delivery trip lever, cpl.
KSB 1561F	Ratchet pawl cam, cpl.
KS 1563	Connecting link
	with:
	GT 02103 Connecting piece
KS 1569F/	Elevator handwheel
KSBA 1769F	
KSB 1598	Trip lever threaded stud
KS 15101	Forked lever
KS 15110	Trip reset lever
KSB 15114	Support bar
KSB 15115	Support bar
T 1655	Delivery trip lever stud
T 1310	Shouldered stud
	with:
	GT 02103 Connecting piece
KSB 1907	Cover guard O.S.
	with:
	KS 1917 Flanged bearing housing
KSB 1908/	Cover door
KSBA 1908	with:
	S 1958 Door hinge
	S 1956 Knurled door screw
KS 2433	Drawer frame
KS 2434	Drawer
KS 2435	Drawer
S 2406	T-handle socket wrench
KSB 3101	Tachometer
KSB 0111	Threaded stud
KS 3309	Form guard connecting rod
KS 3310	Lever
KS 3311	Connecting rod guide
KS 3312	Threaded shoulder stud
KS 3313	Connecting link




KSZ 1158	Throw-off lever stud	KS 1910	Ductor roller tripping cam lever with:	KSBZ 1970	Stud
KSZ 14160	Control lever stop bolt with:		KS 1924 Connecting link threaded stud	KSZ 1971	Tripping cam lever support stud
	KSBZ 14161 Stop bolt screw		KS 1912 Lever bearing stud	KSZ 1972	Tripping pawl shaft
KS 1536	Threaded shoulder stud		KS 1220 Washer	KSZ 1974	Washer
KSB 1560	Extension nut		T 0452 Cam roller stud	KSZ 1975	Throw-off cam lever support stud with:
KSB 1561F	Ratchet pawl, cpl.	KS 1911	T 0453 Cam roller		KS 1075 Washer
KSZ 1583F	Connecting link with:		Limit switch tripping lever with:	KSZ 1976	Connecting link
	KSB 1581 Slotted eye bolt		T 0452 Cam roller stud	KSZ 1977	Throw-off cam double lever with:
	S 1414 Compression spring		T 0453 Cam roller		KSZ 1982 Shoulder stud
	S 1933 Threaded shoulder screw		T 0239 Tension spring		T 0239 Tension spring
KS 15104	Forked lever support stud	KSBZ 1912	HK 18/16 INA Needle bearing	KSZ 1978	Throw-off cam lever
KS 15109F	Trip rod, cpl.	KSZ 1922	Shouldered screw	KSZ 1979	Double lever support stud with:
KS 15110	Trip reset lever with:	KSZ 1925	Throw-off tripping pawl		KS 1234 Washer
	KS 1417 Spacer ring		Adjustable connecting link with:	KSZ 1980	Shoulder stud
KSBZ 1901	Throw-off lever with:	KSB 1927	T 1616 Connecting piece	KSZ 1981	Washer
	KS 1915 Limit switch tripping lever cam		Ductor roller control connecting link with:	KSB 2111F	Delivery guard, cpl.
	KSBZ 1956 Throw-off tripping pawl lever shaft		S 1414 Compression spring	KSB 2132	Delivery chain guard D.S. with:
	KSBZ 1973 Throw-off tripping pawl lever	KSZ 1928	Cut-out link		KS 2141 Hose nipple
	T 0452 Cam roller stud	KS 1936	Control lever handle rod with:		
	T 0453 Cam roller		F 50 Ball handle		
	HK 15/16 INA Needle bearing	KS 1947	Tension spring		
KS 1902	Control lever, upper portion with:	KS 1952	Eccentric tripping bolt		
	S 1938 Compression spring	KSBZ 1958	Control lever, lower portion with:		
KSZ 1903	Throw-off toggle lever with:		KSBZ 1959 Latch		
	HK 28/20 INA Needle bearing	KSZ 1961	Balance spring lever support stud		
	6202 DIN 625 Ball bearing	KSZ 1962	Throw-off balance spring lever with:		
KSZ 1904	Toggle lever connecting link with:	KSZ 1963	KSB 1928 connecting link stud		
	6203 DIN 625 Ball bearing		Connecting link with:		
	40 x 1.75 DIN 472 Circlip	KSBZ 1964	KSL 10554 Stud		
KSB 1905	Ductor roller tripping cam		Spring housing clamp with:		
KSBZ 1906	Control lever shaft with:		KSBZ 1960 Stud		
	KS 0931 Washer	KSZ 1965F	Spring housing, cpl.		
	S 10144 Washer	KSZ 1968	Stop collar		
	KS 1914 Flanged bearing housing	KSZ 1969	Spring rod with:		
	HK 30/20 INA Needle bearing		S 1071 Spring rod head		
KSB 1909	Tripping lever with:		T 0685 Compression spring		
	KSZ 1984 Slotter connecting link				
	KSZ 1983 Shouldered screw				

KSB 1930

KSZ 1925

KSB 1909



KSB 1561 F

KSZ 1583 F

KS 15104

KSZ 1558


KS 15101

KS 15109 F


KS 15110

KS 15100

KSZ 1558	Trip lever
KSB 1561F	Ratchet pawl cam, cpl.
KSZ 1583F	Connecting link, cpl.
KS 15100	Weighted lever with: KS 15105 Lever support stud 8 x 0.8 DIN 471 Circlip
KS 15101	Forked lever
KS 15104	Forked lever support stud
KS 15109F	Trip rod, cpl.
KS 15110	Trip reset lever
KSB 1909	Tripping cam lever with: KSZ 1983 Shouldered screw
KSZ 1925	Adjustable connecting link with: T 1616 Connecting piece
KSB 1930	Angeled cam stop



- KS 1131 Flanged bearing pilot
- KS 1432 Flanged bearing housing
with:
6005 DIN 625 Ball bearing
- KS 1841 Air hose
- KS 1843 Vacuum hose
- KS 1845 Air hose
- KSB 1916 Flanged bearing housing
- KS 2101 Gear rack guard D.S.
with:
KS 2106 Composing board rail
Gear rack guard O.S.
with:
KS 2106 Composing board rail
- KS 2102 Gear rack guard O.S.
with:
KS 2106 Composing board rail
- KS 2103 Cover guard D.S.
with:
KS 2130 Cover plate
- KS 2108 Drive pulley & belt guard
- KSB 2111F Delivery guard, cpl. upper
- S 2429 Tool rack
- KSB 3301F Form guard, cpl.



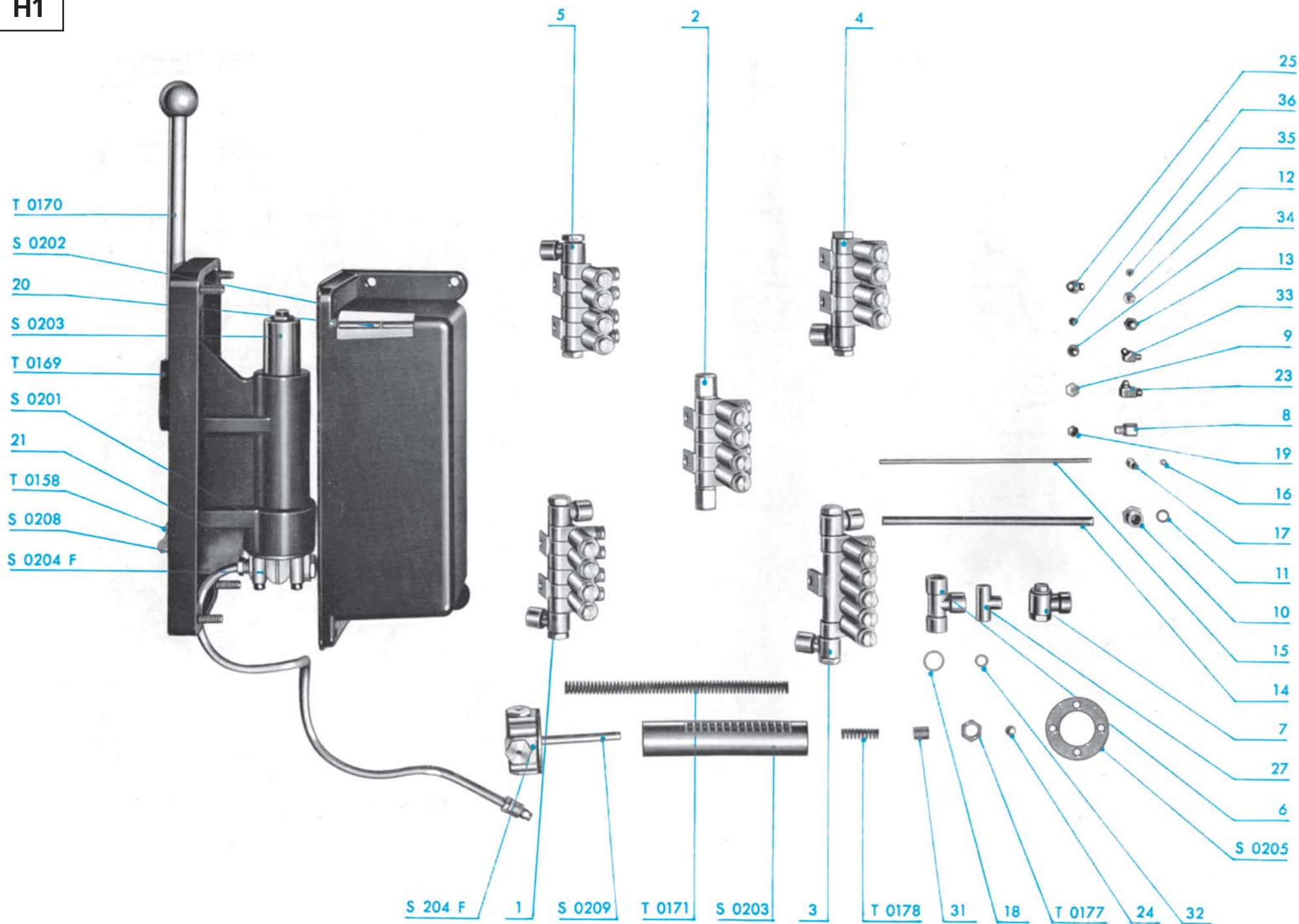
- S 1312 Compression spring with:
S 1311 Spring rod
KS 1304 Spring rod head
- KS 1429 Delivery drive gear
- KS 1431 Feed drive gear
- KS 1454 Air hose
- KS 1455 Air hose
- KS 1501F Guide rail
- KSB 15114 Support bar D.S.
- KSB 1544 Delivery truck support bracket D.S.
- KSB 1655 Collar
- KSBZ 1906 Control shaft
- KS 1919 Brake lever cam with:
KS 1918 Vacuum cut-off cam
- KSB 2113F Cover guard, cpl. with:
KS 2134 Spacer ring
- KS 2118 Guard support bolt
- KS 2131 Oil guard
- KS 2142 Gear guard
- KS 100.048F Variable speed pulley
- KS 100.060 V-Belt, inside length = 1900 mm (for 60 cycle motor)
- KS 100.061 V-Belt, inside length = 1750 mm (for 50 cycle motor)
- KS 100.062 V-Belt, inside length = 1700 mm (for 42 cycle motor)

KS 2118

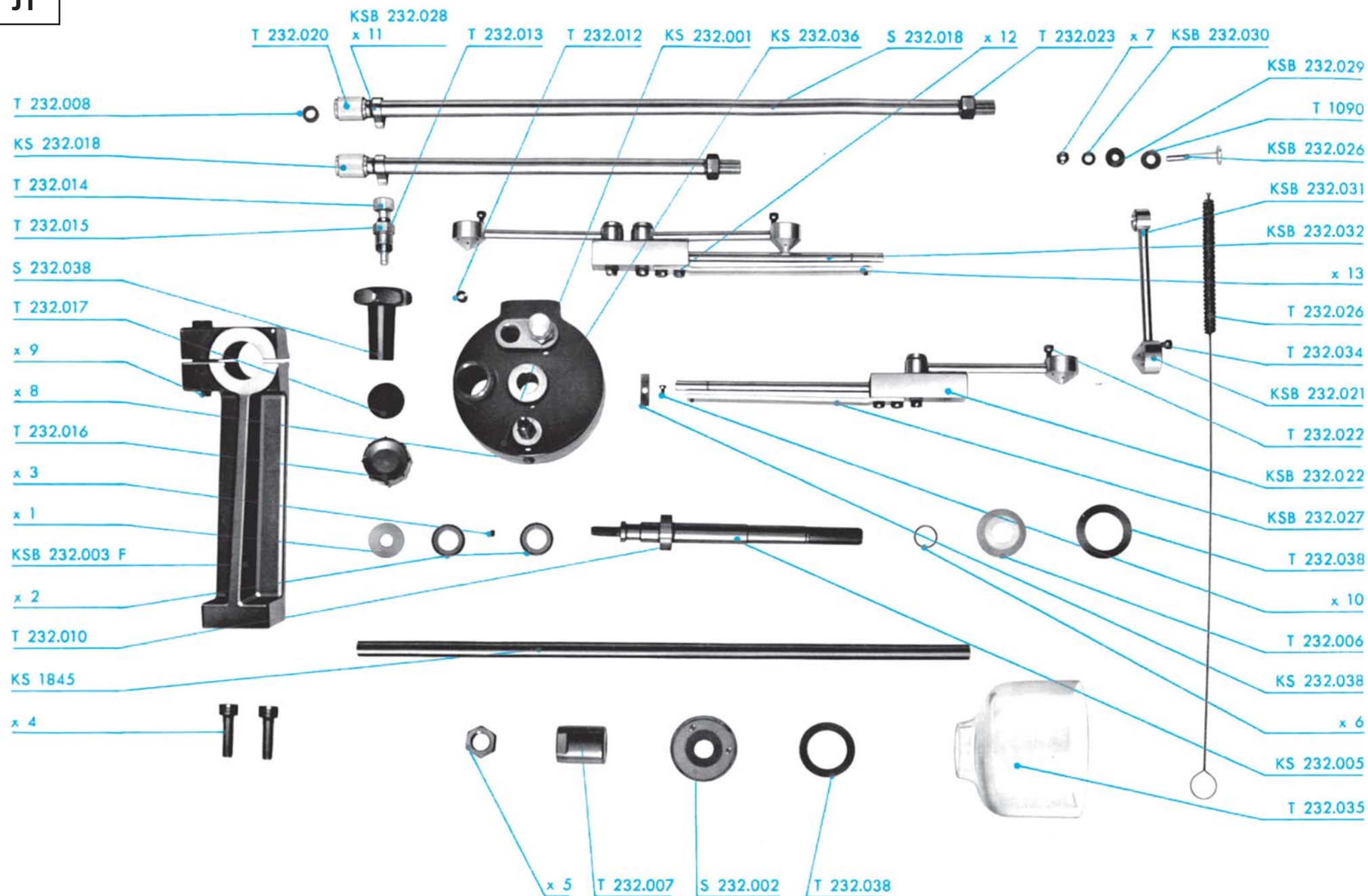
KS 100.048 F

A 4

H1



S 0201	Pump body
S 0202	Reservoir
S 0203	Pump piston
S 0204F	Valve housing
S 0205	Gasket
S 0208	Cover
S 0209	Guide pin
T 0158	Cover chain
T 0169	Lever holder
	with:
	T 0167 Operating lever shaft
	S 0206 Segment gear
T 0170	Operating lever
T 0171	Compression spring
T 0177	Lock nut
T 0178	Compression spring
No. 1	Distributor unit, cpl. — Main base D.S.
No. 2	Distributor unit, cpl. — Delivery side frame D.S.
No. 3	Distributor unit, cpl. — Main base O.S.
No. 4	Distributor unit, cpl. — KS 2251 Bracket D.S.
No. 5	Distributor unit, cpl. — Main base O.S.
No. 6	508.002 — 8 Ø Tee
No. 7	504.101 Elbow
No. 8	404.003 Connector
No. 9	AM 8 x 1 DIN 3405 Grease fitting
No. 10	408.002 — 8 Ø Tubing ferrule nut
No. 11	408.001 — 8 Ø Tubing ferrule
No. 12	AM 8 x 1 DIN 3402 Oil fitting
No. 13	AM 10 x 1 DIN 3402 Oil fitting
No. 14	8 Ø Tubing
No. 15	4 Ø Tubing
No. 16	401.001 — 4 Ø Tubing ferrule
No. 17	404.002 — 4 Ø Tubing ferrule nut
No. 18	504.018 — 8 Ø Seal washer
No. 19	AM 6 DIN 3405 (SN 231) Grease fitting
No. 20	P-50.11 Sight glass
No. 21	P-10.16 Filter screen
No. 23	CM 8 x 1 DIN 3402 (SN 231) Oil fitting 90°
No. 24	3/8" DIN 5401 Ball
No. 25	BM 8 x 1 DIN 3405 (SN 231) Oil fitting
No. 27	504.008 — 4 Ø Tee
No. 31	408.203 Adjusting screw
No. 32	P-50.34 — 4 Ø Seal washer
No. 33	BM 6 DIN 3402 Oil fitting 45°
No. 34	D 8 DIN 3402 Oil fitting
No. 35	AM 6 DIN 3402 Oil fitting
No. 36	D 6 DIN 3402 Oil fitting

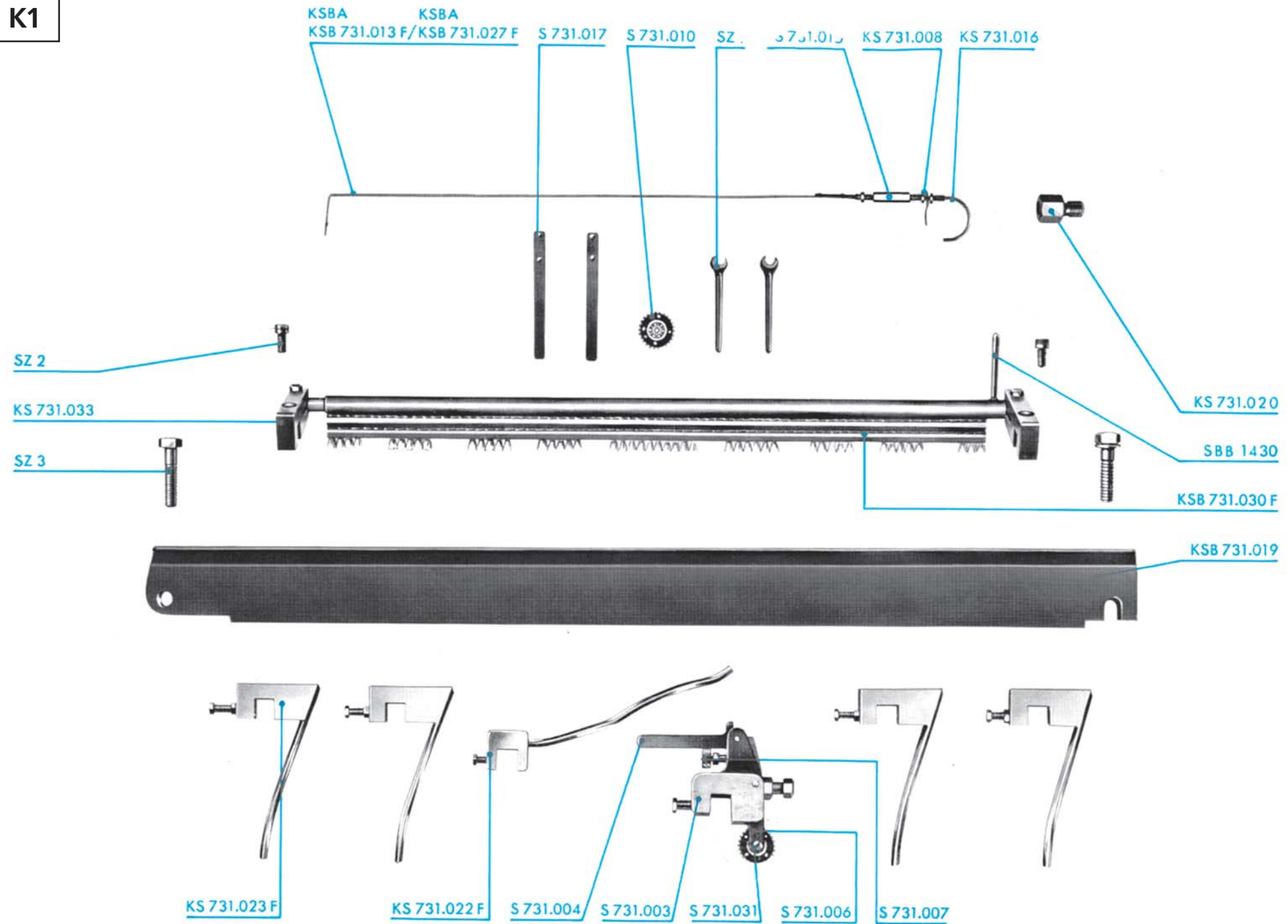


KS 1845	Air hose — 500 mm
KS 232.001	Container cover
KSB 232.003F	Bracket
KS 232.005	Center assembly tube
KS 232.018	Powder tube
KSB 232.021	Spray nozzle
KSB 232.022	Powder manifold
KSB 232.026	Nozzle tube pivot screw
KSB 232.027	Manifold guide plate
KSB 232.028	Guide plate collar
KSB 232.029	Rubber washer
KSB 232.030	Fibre washer
KSB 232.031	Nozzle tube
KSB 232.032	Powder manifold tube
KS 232.036	Hose nipple
KS 232.038	Spring check valve
S 232.002	Container base washer
S 232.018	Powder tube — long
S 232.038	Container cover nut
T 1090	Metal washer
T 232.006	Washer
T 232.007	Container support nut
T 232.008	Rubber packing washer
T 232.010	Adjusting collar
T 232.012	Packing washer
T 232.013	Packing washer
T 232.014	Powder adjusting screw
T 232.015	Adjusting screw bushing
T 232.016	Container cover cap
T 232.017	Cap gasket
T 232.020	Compression nut
T 232.022	Nozzle screw
T 232.023	Lock nut
T 232.026	Cleaning brush
T 232.034	Compression spring
T 232.035	Powder container
T 232.038	Packing washer
X 1	10.5 DIN 125 Metal washer
X 2	16 x 28 SHN 51.101 Packing ring
X 3	M 6 x 6 DIN 438 Set screw
X 4	M 10 x 35 DIN 912 Socket head screw
X 5	M 16 x 1.5 DIN 934 Lock nut
X 6	510.004 Sealing ring
X 7	M 6 DIN 934 Nut
X 8	M 10 x 10 DIN 551 Set screw
X 9	M 10 x 55 DIN 933 Hexagon head screw
X 10	CM 4 x 5 DIN 84 Cheese head screw
X 11	M 4 x 6 DIN 438 Set screw
X 12	M 6 x 8 DIN 933 Hexagon head screw
X 13	M 4 x 5 DIN 85 Oval head screw




- S 2403F Roller gauge
- S 2406 T-Handle socket wrench
- S 2418F Cylinder packing gauge
- S 2420 Pin wrench
- S 2421 Pin wrench
- S 2430 Planer
- S 2432 Quoin key-square
- S 2461 Grease gun
- S 2462 Oil gun
- Y 14 DIN 1041 Rubber mallet
- Y 15 DIN 5270 Screw driver A 1
- Y 16 DIN 5270 Screw driver A 0,5
- Y 17 DIN 895 End wrench 19 x 22
- Y 18 DIN 895 End wrench 13 x 17
- Y 19 DIN 895 End wrench 8 x 10
- Y 20 DIN 911 Allen key 6 mm
- Y 21 Oil can
- Y 22 DIN 894 Spanner 27
- Y 23 DIN 894 Spanner 13

K1



KS 731.008	Safety catch
KSB 731.013F/	Perforator band, cpl. 6 mm width
KSBA 731.013F	
KS 731.015	Tension nut
KS 731.016	Hook
KSB 731.019	Perforator mounting bar
KS 731.020	Mounting bar bolt
KS 731.022F	Sheet guard, cpl.
KS 731.023F	Sheet guard, cpl.
KSB 731.027F/	Perforator band, cpl. 3 mm width
KSBA 731.027F	
KSB 731.030F	Sheet brush
KS 731.033	Brush bracket
S 731.003	Perforating head body
	with:
	S 731.005 Compression spring
S 731.004	Release lever
S 731.006	Perforating disc retainer holder
S 731.007	Adjusting screw
S 731.010	Perforating blade retainer
	with:
	S 731.011 Retainer nut
	S 731.012 Perforating blade
	S 731.018 Slitter blade
	S 731.031 Blade retainer, bearing shaft
	R 4 DIN 625 Ball bearing
S 731.017	Blade retainer wrench
T 0830/	Brush handle
SBB 1430	
SZ 1	End wrench
SZ 2	Socket head screw
SZ 3	Mounting bar bolt DIN 933 M 12 x 30

K2



KSB 301 Device for locking form between bearers

- KSB 301.001 Head bar — gripper edge
- KSB 301.002 Tail bar
 - S 301.003 Tail bar locking bolt
 - S 301.004 Locking bolt socket head screw
 - S 292.005 T-Handle locking bolt and quoin wrench

**Device for locking the form between bearers,
for 6 mm (1/4") gripper margin KSB 302**

Chase

- KSB 292.001F/ Skeleton chase with center bar and
- KSBA 292.001F built-in quoins
 - S 292.004 Quoin
 - S 291.003 Quoin screw
- KSB 0718/ Scale
- KSBA 0718

Section K 3 lists all other chases available for 18 x 23"
and 15-3/4 x 23" Original Heidelberg Cylinders.

	Chases	Inside Measurement in inches	
		KSB	KSBA
KSB 0715F/ KSBA 0715F	Standard chase without center bar	15-1/2 x 21-3/16	17-15/16 x 21-3/16
KSB 0716F/ KSBA 0716F	Standard chase with center bar	15-1/2 x 21-3/16	17-15/16 x 21-3/16
KSB 292.001F/ KSBA 292.001F	Skeleton chase with center bar	15-1/2 x 21-15/16	17-15/16 x 21-15/16
KSB 291.001F/ KSBA 291.001F	Skeleton chase with center bar and built-in quoins	15-1/2 x 21-15/16	17-15/16 x 21-15/16

6 mm (1/4") Gripper Margin Chases

These chases are for exceptional cases only. Forms can be locked
closer to the gripper edge. Special care must be taken to ensure
a tight packing at the gripper edge.

KSB 294.001F/ KSBA 294.001F	Standard chase with lateral bar	15-1/2 x 21-3/16	17-15/16 x 21-3/16
KSB 296.001F/ KSBA 296.001F	Standard chase without center bar	15-1/2 x 21-3/16	17-15/16 x 21-3/16
KSB 297.001F/ KSBA 297.001F	Standard chase with center bar	15-1/2 x 21-3/16	17-15/16 x 21-3/16
KSB 298.001F/ KSBA 298.001F	Skeleton chase with center bar	15-1/2 x 21-15/16	17-15/16 x 21-15/16
KSB 299.001F/ KSBA 299.001F	Skeleton chase with center bar and built-in quoins	15-1/2 x 21-15/16	17-15/16 x 21-15/16
KSB 295.001	15/32" Center bar, usable on all chases supplied with center bars.		

Extra Accessories available on request

- KS 241 Special set of tools
- KSBA 242/ 1. Ruled transparent plastic sheet for checking type matter (Didot system only)
- KSBA 243/ 2. Plain transparent plastic sheet for checking plates and cuts
- KS 243/ Totalizing sheet counter — 8 digits
- KS 253 Pre-determined electro-magnetic tripping sheet counter with resetting lever
- KS 256 Two-up envelope feed board attachment
- KS 281 Die-Cutting jacket — 0.75 mm (.080") stainless steel
- KSBA 341/ Die-Cutting jacket — 0.75 mm (.080") hardened special steel
- KSBA 342/
- KSBA 343/ Makeready and type bed protection plate — 1 mm/chrome vanadium steel (.039")
- KSBA 343/
- KSBA 344 Makeready and type bed protection plate — 1.5 mm (.059") chrome vanadium
steel (neither thickness plate can be used with .916" height cutting rules)
Embossing jacket — 0.5 mm (.020")
- KSBA 346/
- KSBA 346 Sheet support band for cardboard
- KS 391 Attachments for operation of center-drive numbering machines
- KSBA 431/
- KSBA 431
- KS 441 Infrared form heater for hot embossing.
Heating temperature to approx. 175° Fahrenheit
- KS 491 Oil drip pan
- KSBA 501/ Delivery boards for dividing delivery pile into small lifts
- KSBA 501
- KSBA 651/ Composing stone — cast steel
- KSBA 651
- KSBA 721 Fountain heater for carbon printing and warming ink during cold weather
- KSBA 732/ Attachments for perforating and cutting without margin in center of press
- KSBA 732
- KS 891 Feedboard guide with rollers for cardboard
- KS 892 Auxiliary cylinder brushes for airmail paper — pair, cpl.

Urheberrechtsklausel

Als Manuskript gedruckt. Printed in Western Germany. Übersetzung, unbefugte Weitergabe an Dritte sowie jede Vervielfältigung und Verbreitung ohne unsere ausdrückliche schriftliche Zustimmung sind verboten und werden nach dem Urheberrechtsgesetz vom 9. September 1965 gerichtlich verfolgt.

Wesentliche Teile, Einrichtungen und Anordnungen aller unserer Maschinen sind durch in- und ausländische Patentanmeldungen, Patente sowie durch Gebrauchsmuster geschützt. Die Namen **Heidelberger**, **Original Heidelberg** und **Heidelberg Rotaspeed** sind als Warenzeichen im In- und Ausland geschützt.

Wesentliche Teile aller unserer Maschinen, soweit es sich um patentierte Mechanismen und Anordnungen handelt, dürfen nur von uns selbst oder von unseren autorisierten Vertretern repariert, abgebaut und eingebaut werden.

Wir haben in allen Staaten unsere Repräsentanten und Monteure. Bitte wenden Sie sich bei der Bestellung von Ersatzteilen zunächst stets an die zuständige Vertretung. Sie werden dann schneller bedient, als wenn Sie erst an die Fabrik nach Heidelberg schreiben.

Droits de propriété — Copyright

Imprimé comme manuscrit. Printed in Western Germany. Traduction, communication non autorisée à des tiers ainsi que toute reproduction et diffusion sans notre permission écrite sont strictement interdites et seront poursuivies d'après la Loi concernant les droits d'auteur du 9 septembre 1965.

Les pièces importantes, dispositifs et groupes de pièces de toutes nos machines sont protégés en Allemagne et à l'étranger par demandes de brevets, brevets et marques déposées. Les noms **Heidelberger**, **Original Heidelberg** et **Heidelberg Rotaspeed** sont protégés en Allemagne et en étranger comme marques déposées.

Les parties importantes de toutes nos machines, pour ce qui concerne des mécanismes et groupes de pièces protégés par des brevets, ne peuvent être réparés, modifiés et/ou installés que par nous-mêmes ou par nos représentants autorisés.

Nous avons des représentants et monteurs dans tous les pays. Pour toutes les commandes de pièces détachées, veuillez vous adresser en premier lieu à notre agence autorisée. Vous serez alors servis plus rapidement que si vous vous adressiez directement à l'usine de Heidelberg.

® Im In- und Ausland geschütztes Warenzeichen.

® Trademark protected in Germany and abroad.

® Marque déposée, protégée en Allemagne et à l'étranger.

® Marca registrada, protegida en Alemania y en el extranjero.

Copyright

Printed from our original manuscript. Printed in Western Germany. Translation, unauthorized transmission to a third party as well as any reproduction and circulation without our previous written consent are prohibited and will be prosecuted under the Copyright Law of September 9, 1965.

Essential parts, devices, attachments and sub-assemblies of all of our machines are protected by domestic and foreign patent applications, patents as well as by trademarks. The names **Heidelberg**, **Original Heidelberg** and **Heidelberg Rotaspeed** are protected as trademarks both in Germany and abroad.

Essential parts of all of our machines, as far as patented mechanisms and sub-assemblies are concerned, may only be repaired, modified and/or installed by us or by our authorized representatives.

We have representatives and mechanics in all countries. When ordering spare parts please contact always your Heidelberg representative, first. Thus, you will get faster service than if you write first to the Heidelberg factory.

Clausula de derecho de autor

Impreso como manuscrito. Printed in Western Germany. Quedan prohibidas traducciones, entregas no autorizadas a terceras personas y todas las reproducciones, así como toda clase de divulgación, sin previo acuerdo por escrito, y serán sancionadas según Ley sobre el Derecho de Autor del 9 de setiembre de 1965.

Piezas esenciales de los dispositivos y placificaciones de todas nuestras máquinas están protegidas por solicitudes de patente, patentes y muestras registradas en Alemania y en el extranjero. Los nombres **Heidelberger**, **Original Heidelberg** y **Heidelberg Rotaspeed** son marcas registradas, protegidas en Alemania y en los otros países. Piezas esenciales de todas nuestras máquinas, siempre que se trate de mecanismos y placificaciones patentados, solamente pueden ser reparadas, modificadas o instaladas en la máquina bien por la fábrica o por los representantes autorizados.

Tenemos representantes y montadores en todos los países y rogamos a nuestros clientes, al pedir piezas de repuesto, que se sirvan siempre dirigirse en primer lugar a su representante Heidelberg. De esta manera el suministro de las piezas de repuesto se efectuará con más prontitud que si se escribe primero a la fábrica en Heidelberg.



HEIDELBERGER DRUCKMASCHINEN AKTIENGESELLSCHAFT